

RECM GLOBAL FUND (Class D)

Minimum Disclosure Document - Period ended 31 March 2018

RECM

The RECM Global Fund is a US dollar denominated global fund that may invest in a wide array of assets. The Fund's aim is to generate returns significantly greater than US inflation and commensurate with global equities over the long term. The Fund invests mainly in global companies at a significant discount to intrinsic value, while using the flexibility of the mandate to protect capital and enhance returns by investing in other mispriced global assets from time to time. We consider risk as the possibility of losing money, not in terms of volatility. Our main risk management tool is our investment philosophy. As value investors, we aim to buy and hold good quality companies and do so with a margin of safety. Our ability to move between asset classes assists in reducing risk.

Portfolio Managers	Piet Viljoen
ASISA Sector	Global Multi Asset Flexible
Domicile	Guernsey
Fund Currency	US dollars
Fund Launch Date	31 January 2006
Inception Date (Class D)	13 August 2014
Total Fund Size	US \$123.6 million
Fund Size (Class D)	US \$ 31.0 million
Min. Investment	US \$50,000 initial investment

Initial Fee	No initial fee
Annual Fee**	0.9%
Intermediary Fee**	0.0%
Performance Fee**	20% of the outperformance of the hurdle over 5 year rolling periods
Benchmark (Bmk)	US CPI + 6% p.a.
Performance Hurdle	US CPI + 8% p.a.
Income Declarations	None

PORTFOLIO DETAIL

This minimum disclosure document displays the minimum information pertaining to the RECM Global Fund and it must be read in conjunction with the Fund's Offering Memorandum and Schedule of Similarities and Differences available at www.recm.co.za. The Fund is registered in South Africa as an approved foreign collective investment scheme.

FUND RISK PROFILE

LOW	LOW-MODERATE	MODERATE	MODERATE-HIGH	HIGH
-----	--------------	----------	---------------	------

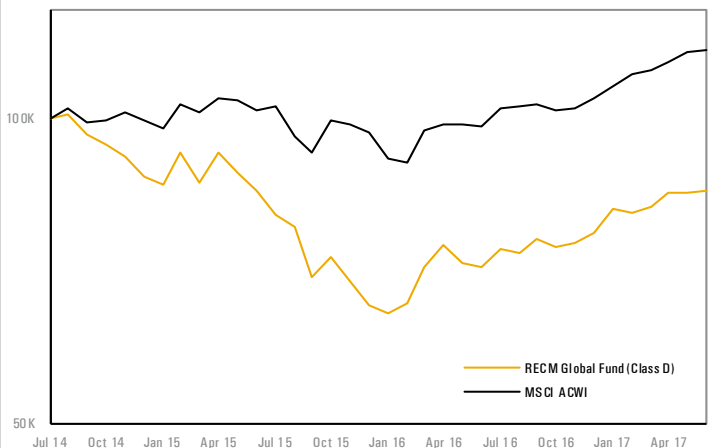
The Fund has a moderate to high risk profile as it is actively managed across global equities, bonds, cash and listed property assets. The Fund is less risky than a pure equity strategy while subject to the volatility of equity and currency markets.

TOP TEN HOLDINGS (%)

March 2018		March 2017	
Tesco PLC	7.0	Tesco PLC	4.9
Berkshire Hathaway	6.1	Sonae	4.5
Williams-Sonoma	4.6	Alfa Laval	4.4
Tapestry Inc	4.4	Inpex Corp	4.4
Hugo Boss	3.6	Coach Inc	3.9
Inpex Corp	3.4	Impala Platinum Holdings Ltd	3.6
Standard Chartered PLC	3.3	Mail.ru Group-GDR	3.5
Anglo American PLC	3.0	Aggreko PLC	3.5
Swatch Group	2.7	Rolls-Royce Holdings	3.4
BHP Billiton PLC	2.5	Berkshire Hathaway	3.4
Total	40.6	Total	39.5

PERFORMANCE NET OF ALL FEES AND EXPENSES

ILLUSTRATIVE VALUE OF US \$100,000 INVESTED AT INCEPTION



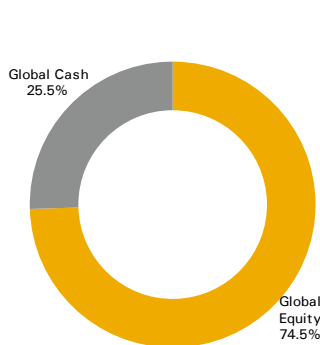
RETURNS TO END MARCH 2018

	Annualised		12 Month Return ¹		Cumulative	
	Fund	Bmk	Highest	Lowest	Fund	Bmk
1 Year	16.6%	8.3%	22.5%	12.6%	16.6%	8.3%
3 Year	3.3%	8.1%	27.2%	-28.9%	10.2%	8.1%
Since inception	-1.3%	7.5%	27.2%	-28.9%	-4.7%	30.3%

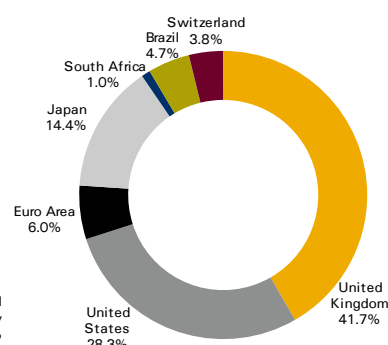
- Returns in USD, on a lump sum investment, NAV-NAV, net of fees with net distributions reinvested. Source: RECM.
- Annualised returns are the weighted average compound growth rate earned each year over the given time period. Individual Investor's performances may differ due to fees, actual investment date, dates of reinvestments and dividend withholding taxes.

¹ Highest/Lowest – reflects the Fund's highest and lowest 12 month performance reported during the given period.

ASSET ALLOCATION (%)



REGIONAL EXPOSURE (%)



TER AND TRANSACTION COSTS** (Period Ending 31 March 2018)

	1 Year	3 Years
TER	1.1%	1.0%
Performance Fee (included in TER above)	0.0%	0.0%
Transaction Costs	0.2%	0.3%
Total Investment Charge	1.3%	1.3%

WWW.RECM.CO.ZA

Investors can access free of charge daily fund prices, quarterly reports, brochures, minimum disclosure documents, annual fund reports, application forms and investment insights on our website at www.recm.co.za.

Tel: +27 21 657 3440

Fax: +27 21 674 1088

Email: info@recm.co.za

Website: www.recm.co.za

Disclosures: Collective Investment Schemes in Securities are generally medium to long term investments. The value of participatory interests may go down as well as up and past performance is not necessarily a guide to the future. Fluctuations or movements in exchange rates may cause the value of underlying international investments to go up or down. Collective investments are traded at ruling prices. The manager may borrow up to 10% of the net asset value of the portfolio where insufficient liquidity exists. A schedule of fees and charges and maximum commissions is available from the company/ scheme. Commission and incentives may be paid and if so, would be included in the overall costs. The quantifiable deduction is the annual management fee (and performance fee if applicable), whilst non-quantifiable fees included in the net asset value price may comprise brokerage, auditor's fees, bank charges, trustee and custodian fees. Collective investment prices are calculated on a net asset value basis, which is the total value of all assets in the portfolio including any income accrual and less any permissible deductions from the portfolio. Forward pricing is used. These portfolios may be closed.

Risks associated with investing in the Fund

All investments carry risk. Different investment strategies may carry different levels and kinds of risks depending on the assets held. You should consider the risks listed below in the context of your risk profile, which includes factors such as your investment timeframe, objectives and tolerance for performance volatility, income and age. We do not offer advice, nor does the Fund's investment strategy consider your individual circumstances and we cannot advise that the Fund is suitable for your circumstance.

The Manager does not guarantee the Fund's returns, its liquidity, and repayment of capital, interest nor a rate of return. Assets that are expected to provide the highest long-term returns often have the highest short-term risk. The Fund's investment strategy and the assets it invests in, will determine the Fund's sensitivity to these risk factors.

You should obtain financial advice to determine whether the Fund is suitable for your circumstances before investing in the Fund.

Investment and Business Risk

The Fund may experience losses due to factors that affect the overall performance of the financial markets. The Fund holds securities issued by individual companies and are subject to the business risks specific to them, including sales volumes, profit margins, input costs, competition, economic climate and government regulations. The companies may also have exposure to specific financial risk, liquidity risk, market risk, exchange-rate risk and country-specific risks.

Interest Rate Risk

This is the possibility that fixed-rate debt instruments may decline in value as a result of a rise in interest rates.

Credit Risk

Refers to the possibility that a bond issuer may not be able to make expected interest payments and/or principal repayment.

Liquidity Risk

Refers to the possibility that an investor may not be able to invest or disinvest when they want to. This may occur during a period of adverse market trading conditions where the manager may not be able to buy or sell the Fund's investments because opportunities to do so are limited.

Social/Political/Legislative Risk

Risks associated with the possibility of nationalisation, unfavourable government action or social changes resulting in a loss of value is called social or political risk which may affect the Fund.

Currency/Exchange Rate Risk

Currency or exchange rate risk is a form of risk that arises from the change in price of one currency against another. The constant fluctuations in the foreign currency in which an investment is denominated relative to the currency in which the Fund is denominated may add risk to the value of a security.

International Risks

International investments or investments in foreign securities could be accompanied by additional risks such as potential constraints on liquidity and repatriation of funds, macroeconomic risk, political risk, foreign exchange risk, tax risk, settlement risk as well as potential limitations on the availability of market information.

Inflation Risk

The Fund may invest in cash and bonds, in South Africa or globally, that do not generate sufficient income and capital gains to outperform inflation.

Key Person Risk

The Fund depends on the expertise of RECM and its investment team. The Fund could be negatively impacted if RECM does not retain key staff.

Third Party Operational Risk

The Fund's operations depend on third parties. Investors in the Fund may suffer financial loss or disruption in the event of third party operational failure.

Fees

An annual management fee (determined by the investor's selected unit class above) is levied monthly on the market value of the Fund. An annual performance fee of 20% is levied on returns (net of fees) in excess of the Performance Hurdle. Performance fees are calculated and accrued daily. While the performance fee accrual is calculated daily, for inclusion in the daily unit price, it will only be paid should the Manager outperform the performance fee hurdle over a 60-month rolling period. The performance fee is in addition to the annual management fee. No maximum is set for the performance fee.

**Total Expense Ratio (TER) and Transaction Costs

The TER reflects the percentage of this Fund's Net Asset Value that was incurred as expenses relating to the administration of this Fund, including the annual fee and the performance fee and intermediary fee if applicable. A Higher TER does not necessarily imply a poor return, nor does a low TER imply a good return. The current TER may not necessarily be an accurate indication of future TER's. Transaction costs are a necessary cost in administering this Fund and impacts this Fund's returns. It should not be considered in isolation as returns may be impacted by many other factors over time including market returns, the type of financial product, the investment decisions of the investment manager and the TER. The TER and Transaction costs are a measure of the actual expenses incurred by this Fund over a 3 year period (annualised). If this Fund is between 1 and 3 years old, the TER and Transaction Costs are calculated using the actual expenses incurred since the inception of this Fund. The sum of the TER and Transactions Costs is shown as the Total Investment Charge; these costs all being VAT inclusive.

Manager

RECM Global Management Limited
Dorey Court, Admiral Park
St Peter Port
Guernsey

Investment Advisor

Regarding Capital Management (Pty) Ltd (FSP No 18834)
Authorised under the Financial Advisory and
Intermediary Services Act, 2002 to act in such capacity

Custodian

Northern Trust (Guernsey) Limited

Bloomberg Ticker

RECMGLD GU

ISIN

GG00BP8YH636

SEDOL CODE

BP8YH63

Transaction Cut Off Time

15h30 Daily - Guernsey time

Fund Valuation Time

23h00 Daily - Guernsey time

Administrator

JTC Fund Solutions Limited
Dorey Court, Admiral Park
St Peter Port, Guernsey

Document Issue Date

10 April 2018