

# PRESCIENT RECM GLOBAL FEEDER FUND (Class A)

Minimum Disclosure Document - Period ended 30 November 2016

# RECM

The Prescient RECM Global Feeder Fund is a Rand denominated unit trust fund that provides local investors with access to the RECM Global Fund (Master Fund). The Master Fund is a US dollar denominated global fund that may invest in a wide array of assets without any restrictions. The Master Fund's aim is to generate returns significantly greater than US inflation and commensurate with equities over the long term. The Master Fund invests mainly in large global companies at a significant discount to intrinsic value, while using the flexibility of the mandate to protect capital and enhance returns by investing in other mispriced global assets from time to time. We consider risk as the possibility of losing money, not in terms of volatility. Our main risk management tool is our investment philosophy. As value investors, we aim to buy and hold good quality companies and do so with a margin of safety. Our ability to move between asset classes assists in reducing risk.

|                                     |   |
|-------------------------------------|---|
| Portfolio Managers                  | Piet Viljoen, Wilhelm Hertzog & Paul Whitburn |
| ASISA Sector                        | Global Multi Asset Flexible                   |
| Fund Launch Date                    | 16 July 2014                                  |
| Inception Date (Class A)            | 24 July 2014                                  |
| Total Fund Size                     | R538.3 million                                |
| Fund Size (Class A)                 | R231.8 million                                |
| Master Fund Size (RECM Global Fund) | US \$153.7 million                            |

|                     |                                  |
|---------------------|----------------------------------|
| Min. Investment     | R10,000 initial investment       |
| Initial Fee         | No initial fee                   |
| Annual Fee**        | 0.25% (excl. VAT)                |
| Intermediary Fee**  | 0.0% (excl. VAT)                 |
| Income Declarations | Annually on 31st March           |
| Benchmark           | US CPI + 6% p.a. measured in ZAR |

## PORTFOLIO DETAIL

### FUND RISK PROFILE

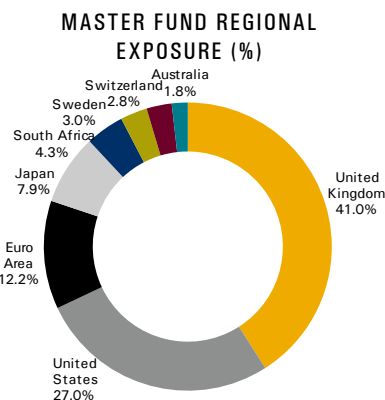
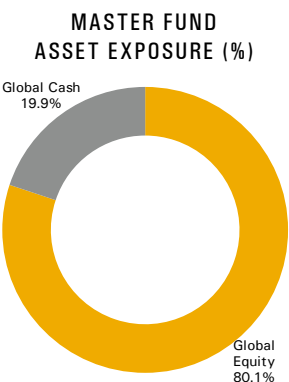
|     |              |          |               |      |
|-----|--------------|----------|---------------|------|
| LOW | LOW-MODERATE | MODERATE | MODERATE-HIGH | HIGH |
|-----|--------------|----------|---------------|------|

The Fund invests in the RECM Global Fund which has a moderate to high risk profile as its portfolio is actively managed across global equities, bonds, cash and listed property assets. The Fund is less risky than a pure equity strategy while subject to the volatility of equity and currency markets.

| Asset Allocation (%) |              |
|----------------------|--------------|
| RECM Global Fund     | 98.2         |
| SA Cash              | 1.8          |
| <b>Total</b>         | <b>100.0</b> |

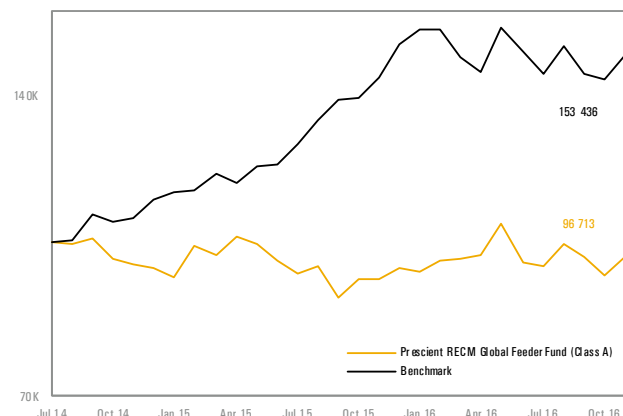
### MASTER FUND TOP TEN HOLDINGS (%)

| November 2016                |             | November 2015                |             |
|------------------------------|-------------|------------------------------|-------------|
| Tesco PLC                    | 5.0         | Tesco PLC                    | 5.4         |
| Inpex Corp                   | 4.0         | Anglo American Plc           | 4.9         |
| Berkshire Hathaway Inc       | 3.4         | Anglo Platinum Ltd           | 4.1         |
| Aggreko Plc                  | 3.3         | American Intl Group          | 4.1         |
| Coach Inc                    | 3.2         | Impala Platinum Holdings Ltd | 3.8         |
| Impala Platinum Holdings Ltd | 3.1         | Sberbank Of Russia ADR       | 3.5         |
| Standard Chartered PLC       | 3.1         | Inpex Corp                   | 3.5         |
| Serco Group PLC              | 3.1         | Coach Inc                    | 3.5         |
| Sonae                        | 3.0         | WM Morrison Supermarkets PLC | 3.3         |
| Alfa Laval Ab                | 3.0         | Serco Group PLC              | 3.2         |
| <b>Total</b>                 | <b>34.2</b> | <b>Total</b>                 | <b>39.3</b> |



## PERFORMANCE NET OF ALL FEES AND EXPENSES

### ILLUSTRATIVE VALUE OF R100,000 INVESTED AT INCEPTION



### RETURNS TO END NOVEMBER 2016

|                 | Annualised |       | 12 Month Return <sup>1</sup> |        | Cumulative |       |
|-----------------|------------|-------|------------------------------|--------|------------|-------|
|                 | Fund       | Bmk   | Highest                      | Lowest | Fund       | Bmk   |
| 1 Year          | 5.3%       | 5.0%  | 9.8%                         | -4.2%  | 5.3%       | 5.0%  |
| Since inception | -1.4%      | 20.1% | 9.8%                         | -12.8% | -3.3%      | 53.4% |

- Returns in ZAR, on a lump sum investment, NAV-NAV, net of fees with net distributions reinvested. Source: RECM.
- Annualised returns are the weighted average compound growth rate earned each year over the given time period.
- Individual Investor's performances may differ due to fees, actual investment date, dates of reinvestments and dividend withholding taxes.
- <sup>1</sup> Highest/Lowest – reflects the Fund's highest and lowest 12 month performance reported during the given period.

## INCOME DISTRIBUTIONS

Distribution Date is 31 March

|         |           |
|---------|-----------|
|         | 31 Mar 16 |
| Class A | 0.0 cpu   |

If the income earned in the form of dividends and interest exceeds the total expenses, the Fund will make a distribution. (cpu = cents per participatory unit)

## TER AND TRANSACTION COSTS \*\* (Period Ending 30 September 2016)

|                                | 1 Year      | 3 Years     |
|--------------------------------|-------------|-------------|
| TER                            | 1.4%        | 1.4%        |
| Transaction Costs              | 0.2%        | 0.2%        |
| <b>Total Investment Charge</b> | <b>1.6%</b> | <b>1.6%</b> |

## WWW.RECM.CO.ZA

Investors can access, free of charge, daily fund prices, quarterly reports, brochures, minimum disclosure documents, annual fund reports, application forms and investment insights on our website at [www.recm.co.za](http://www.recm.co.za).

Tel: +27 21 657 3440

Fax: +27 21 674 1088

Email: [info@recm.co.za](mailto:info@recm.co.za)

Website: [www.recm.co.za](http://www.recm.co.za)

**Disclosures:** Collective Investment Schemes in Securities (CIS) should be considered as medium-to long-term investments. The Manager does not provide any guarantee either with respect to the capital or the return of the Fund. The value of participatory interests (units) may go up as well as down and past performance is not necessarily a guide to future performance. CIS are traded at ruling prices and can engage in borrowing and scrip lending. The manager may borrow up to 10% of the market value of the portfolio where insufficient liquidity exists. Forward pricing is used. Fluctuations or movements in exchange rates may cause the value of any underlying international investments to go up and down. These portfolios may be closed. CIS prices are calculated on a net asset basis, which is the total value of all the assets in the portfolio including any income accruals and less any permissible deductions (Brokerage, STT, VAT, Auditor's fees, Bank Charges, Trustee and Custodian fees and the annual Management fee) from the portfolio divided by the number of participatory interests (units) in issue. A schedule of fees, charges and maximum commissions is available on request from the management company. Commission and incentives may be paid and if so, would be included in the overall costs. Prices are published daily and are available at [www.prescient.co.za](http://www.prescient.co.za). A feeder fund is a portfolio that invests in a single portfolio of a CIS, which levies its own charges and which could result in a higher fee structure for the feeder fund. Different classes of units may apply in a portfolio and are subject to different fees and charges.

PRESCIENT

A MEMBER OF THE ASSOCIATION FOR SAVINGS & INVESTMENT SA

# PRESCIENT RECM GLOBAL FEEDER FUND

Minimum Disclosure Document - Period ended 30 November 2016

# RECM

## Risks associated with investing in the Fund

All investments carry risk. Different investment strategies may carry different levels and kinds of risks depending on the assets held. You should consider the risks listed below in the context of your risk profile, which includes factors such as your investment timeframe, objectives and tolerance for performance volatility, income and age. We do not offer advice, nor does the Fund's investment strategy consider your individual circumstances and we cannot advise that the Fund is suitable for your circumstance.

The Manager does not guarantee the Fund's returns, its liquidity, and repayment of capital, interest nor a rate of return. Assets that are expected to provide the highest long-term returns often have the highest short-term risk. The Fund's investment strategy and the assets it invests in, will determine the Fund's sensitivity to these risk factors.

You should obtain financial advice to determine whether the Fund is suitable for your circumstances before investing in the Fund.

## Sharemarket and Business Risk

The Fund may experience losses due to factors that affect the overall performance of the financial markets. The Fund holds securities issued by individual companies and are subject to the business risks specific to them, including sales volumes, profit margins, input costs, competition, economic climate and government regulations. The companies may also have exposure to specific financial risk, liquidity risk, market risk, exchange-rate risk and country-specific risks.

## Interest Rate Risk

This is the possibility that fixed-rate debt instruments may decline in value as a result of a rise in interest rates.

## Credit Risk

Refers to the possibility that a bond issuer may not be able to make expected interest payments and/or principal repayment.

## Liquidity Risk

Refers to the possibility that an investor may not be able to invest or disinvest when they want to. This may occur during a period of adverse market trading conditions where the manager may not be able to buy or sell the Fund's investments because opportunities to do so are limited.

## Social/Political/Legislative Risk

Risks associated with the possibility of nationalisation, unfavourable government action or social changes resulting in a loss of value is called social or political risk which may affect the Fund.

## Currency/Exchange Rate Risk

Currency or exchange rate risk is a form of risk that arises from the change in price of one currency against another. The constant fluctuations in the foreign currency in which an investment is denominated relative to the currency in which the Fund is denominated may add risk to the value of a security.

## International Risks

International investments or investments in foreign securities could be accompanied by additional risks such as potential constraints on liquidity and repatriation of funds, macroeconomic risk, political risk, foreign exchange risk, tax risk, settlement risk as well as potential limitations on the availability of market information.

## Inflation Risk

The Fund may hold investments that do not generate sufficient income and capital gains to outperform inflation.

## Key Person Risk

The Fund depends on the expertise of RECM and its investment team. The Fund could be negatively impacted if RECM does not retain key staff.

## Third Party Operational Risk

The Fund's operations depend on third parties. Investors in the Fund may suffer financial loss or disruption in the event of third party operational failure.

## Fees

An annual management fee (determined by the investor's selected unit class above) is levied monthly on the market value of the Prescient RECM Global Feeder Fund. The Fund invests in the Guernsey-domiciled RECM Global Fund which is an associated collective investment schemes. The RECM Global Fund levies its own charges which are charged separately and in addition to the Prescient RECM Global Feeder Fund.

## \*\*Total Expense Ratio (TER) and Transaction Costs

The TER reflects the percentage of this Fund's Net Asset Value that was incurred as expenses relating to the administration of this Fund, including the annual fee and the performance fee and intermediary fee if applicable. A Higher TER does not necessarily imply a poor return, nor does a low TER imply a good return. The current TER may not necessarily be an accurate indication of future TER's. Transaction costs are a necessary cost in administering this Fund and impacts this Fund's returns. It should not be considered in isolation as returns may be impacted by many other factors over time including market returns, the type of financial product, the investment decisions of the investment manager and the TER. The TER and Transaction costs are a measure of the actual expenses incurred by this Fund over a 3 year period (annualised). If this Fund is between 1 and 3 years old, the TER and Transaction Costs are calculated using the actual expenses incurred since the inception of this Fund. The sum of the TER and Transactions Costs is shown as the Total Investment Charge overleaf; these costs all being VAT inclusive.

## Manager

Prescient Management Company (RF) (Pty) Ltd  
P O Box 31142, Tokai, 7966  
Company Reg 2002/022560/07  
Registered under the Collective Investment  
Schemes Control Act, 2002

## Investment Manager

Regarding Capital Management (Pty) Ltd (FSP No 18834)  
Authorised under the Financial Advisory and  
Intermediary Services Act, 2002 to act in such capacity

## Trustee

Nedbank Investor Services  
2nd Floor, 16 Constantia Boulevard,  
Constantia Kloof, Roodepoort, 1709

## Bloomberg Ticker

PRREGLF SJ

## ISIN

ZAE000193165

## Transaction Cut Off Time

13h00 Daily

## Fund Valuation Time

15h00 Daily

## Document Issue Date

6 December 2016

# RECM BALANCED FUND (Class A)

Minimum Disclosure Document - Period ended 30 November 2016

# RECM

The RECM Balanced Fund is a unit trust which offers investors medium to long term income and capital growth by actively investing in a mix of local and global equities, bonds, property and cash. A maximum of 75% of the Fund's assets may be invested in equities and a maximum of 25% globally. The Fund complies with Regulation 28 of the South African Pension Funds Act. We consider risk as the possibility of losing money, not in terms of volatility. Our main risk management tool is our investment philosophy. As value investors, we aim to buy and hold good quality companies and do so with a margin of safety. Our ability to move between asset classes assists in reducing risk.

|                          |   |
|--------------------------|---|
| Portfolio Managers       | Piet Viljoen, Wilhelm Hertzog & Paul Whitburn |
| ASISA Sector             | South African Multi Asset High Equity         |
| Regulation 28            | Complies                                      |
| Fund Launch Date         | 15 February 2010                              |
| Inception Date (Class A) | 1 July 2011                                   |
| Total Fund Size          | R50.7 million                                 |
| Fund Size (Class A)      | R50.7 million                                 |

|                     |  |
|---------------------|--|
| Min. Investment     | R10,000 initial investment                   |
| Initial Fee         | No initial fee                               |
| Annual Fee**        | 0.9% (excl. VAT)                             |
| Performance Fee**   | Not Applicable                               |
| Income Declarations | 31 March, 30 June, 30 September, 31 December |
| Benchmark (Bmk)*    | SA CPI + 5% p.a                              |

## PORTFOLIO DETAIL

\*The Fund's benchmark is SA Inflation + 5% p.a. Prior to 1 February 2014 the Fund's benchmark was SA Inflation + 6% p.a.

## FUND RISK PROFILE

|     |              |                 |               |      |
|-----|--------------|-----------------|---------------|------|
| LOW | LOW-MODERATE | <b>MODERATE</b> | MODERATE-HIGH | HIGH |
|-----|--------------|-----------------|---------------|------|

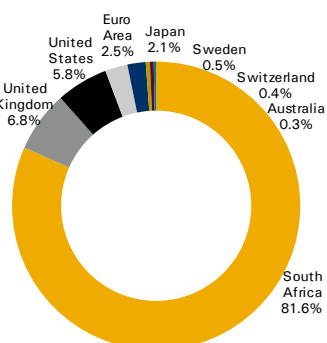
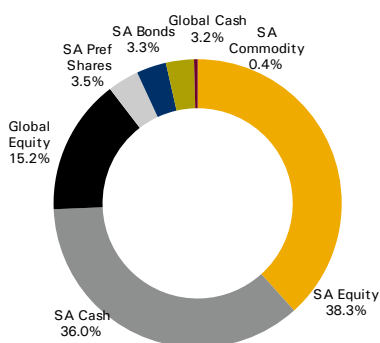
The Fund has a moderate risk profile as it is actively managed across a diversified portfolio of South African and global equities, bonds, cash and listed property assets.

## TOP TEN HOLDINGS (%)

| November 2016                |             | November 2015                |             |
|------------------------------|-------------|------------------------------|-------------|
| Hosken Cons Investments Ltd  | 4.6         | Anglo American Plc           | 4.6         |
| Impala Platinum Holdings Ltd | 3.9         | Anglo Platinum Ltd           | 3.5         |
| RECM & Calibre Ltd           | 3.5         | Impala Platinum Holdings Ltd | 3.4         |
| Standard Bank Group Ltd      | 3.0         | Hosken Cons Investments Ltd  | 3.0         |
| Mtn Group Ltd                | 2.6         | Standard Bank Group Ltd      | 2.3         |
| BHP Billiton Plc             | 2.0         | Sasol Ltd                    | 2.0         |
| Sasol Ltd                    | 1.5         | MTN Group Ltd                | 2.0         |
| Inpex Corp                   | 1.5         | BHP Billiton Plc             | 1.8         |
| Grindrod Ltd                 | 1.4         | Iliad Africa Ltd             | 1.5         |
| Anglo American Plc           | 1.2         | Blue Label Telecomms         | 1.5         |
| <b>Total</b>                 | <b>25.6</b> | <b>Total</b>                 | <b>25.2</b> |

## ASSET EXPOSURE (%)

## REGIONAL EXPOSURE (%)

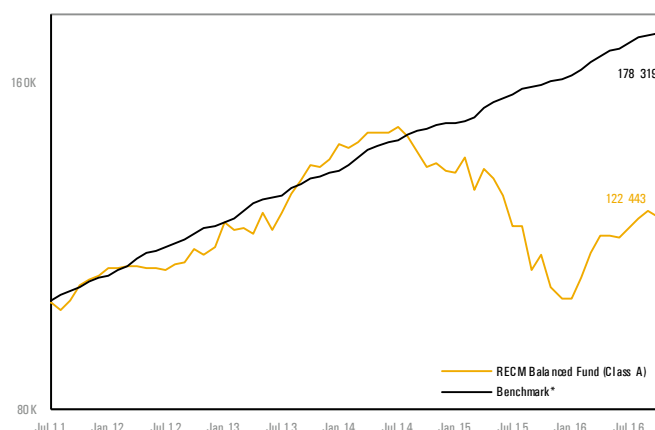


## WWW.RECM.CO.ZA

Investors can access, free of charge, daily fund prices, quarterly reports, brochures, minimum disclosure documents, annual fund reports, application forms and investment insights on our website at [www.recm.co.za](http://www.recm.co.za).

## PERFORMANCE NET OF ALL FEES AND EXPENSES

### ILLUSTRATIVE VALUE OF R100,000 INVESTED AT INCEPTION WITH DISTRIBUTIONS REINVESTED



## RETURNS TO END NOVEMBER 2016

|                 | Annualised |       | 12 Month Return <sup>1</sup> |        | Cumulative |       |
|-----------------|------------|-------|------------------------------|--------|------------|-------|
|                 | Fund       | Bmk   | Highest                      | Lowest | Fund       | Bmk   |
| 1 Year          | 18.0%      | 11.1% | 18.0%                        | -23.8% | 18.0%      | 11.1% |
| 3 Years         | -2.9%      | 10.8% | 24.0%                        | -23.8% | -8.5%      | 35.8% |
| 5 Years         | 3.0%       | 11.2% | 24.0%                        | -23.8% | 16.1%      | 70.0% |
| Since inception | 3.8%       | 11.3% | 24.0%                        | -23.8% | 22.4%      | 78.3% |

- Returns in ZAR, on a lump sum investment, NAV-NAV, net of fees with net distributions reinvested. Source: RECM.
- Annualised returns are the weighted average compound growth rate earned each year over the given time period. Individual Investor's performances may differ due to fees, actual investment date, dates of reinvestments and dividend withholding taxes.

<sup>1</sup> Highest/Lowest – reflects the Fund's highest and lowest 12 month performance reported during the given period.

## INCOME DISTRIBUTIONS

Distribution Dates are 31 March, 30 June, 30 September and 31 December

|         | 30 Sep 16 | 30 Jun 16 | 31 Mar 16 | 31 Dec 15 |
|---------|-----------|-----------|-----------|-----------|
| A Class | 0.0 cpu   | 0.0 cpu   | 0.0 cpu   | 0.0 cpu   |

If the income earned in the form of dividends and interest exceeds the total expenses, the Fund will make a distribution. (cpu = cents per participatory unit)

## TER AND TRANSACTION COSTS \*\* (Period Ending 30 September 2016)

|   | 1 Year      | 3 Years     |
|---|-------------|-------------|
| TER                                     | 2.8%        | 3.3%        |
| Performance Fee (included in TER above) | 0.0%        | 0.1%        |
| Transaction Costs                       | 0.9%        | 0.6%        |
| <b>Total Investment Charge</b>          | <b>3.7%</b> | <b>3.9%</b> |

Tel: +27 21 657 3440

Fax: +27 21 674 1088

Email: [info@recm.co.za](mailto:info@recm.co.za)

Website: [www.recm.co.za](http://www.recm.co.za)

**Disclosures:** Collective Investment Schemes in Securities (CIS) should be considered as medium-to long-term investments. The Manager does not provide any guarantee either with respect to the capital or the return of the Fund. The value of participatory interests (units) may go up as well as down and past performance is not necessarily a guide to future performance. CIS are traded at ruling prices and can engage in borrowing and scrip lending. The manager may borrow up to 10% of the market value of the portfolio where insufficient liquidity exists. Forward pricing is used. Fluctuations or movements in exchange rates may cause the value of any underlying international investments to go up and down. These portfolios may be closed. CIS prices are calculated on a net asset basis, which is the total value of all the assets in the portfolio including any income accruals and less any permissible deductions (Brokerage, STT, VAT, Auditor's fees, Bank Charges, Trustee and Custodian fees and the annual Management fee) from the portfolio divided by the number of participatory interests (units) in issue. A schedule of fees, charges and maximum commissions is available on request from the management company. Commission and incentives may be paid and if so, would be included in the overall costs. Different classes of units may apply in a portfolio and are subject to different fees and charges.

# RECM BALANCED FUND

Minimum Disclosure Document - Period ended 30 November 2016

# RECM

## Risks associated with investing in the Fund

All investments carry risk. Different investment strategies may carry different levels and kinds of risks depending on the assets held. You should consider the risks listed below in the context of your risk profile, which includes factors such as your investment timeframe, objectives and tolerance for performance volatility, income and age. We do not offer advice, nor does the Fund's investment strategy consider your individual circumstances and we cannot advise that the Fund is suitable for your circumstance.

The Manager does not guarantee the Fund's returns, its liquidity, and repayment of capital, interest nor a rate of return. Assets that are expected to provide the highest long-term returns often have the highest short-term risk. The Fund's investment strategy and the assets it invests in, will determine the Fund's sensitivity to these risk factors.

You should obtain financial advice to determine whether the Fund is suitable for your circumstances before investing in the Fund.

## Sharemarket and Business Risk

The Fund may experience losses due to factors that affect the overall performance of the financial markets. The Fund holds securities issued by individual companies and are subject to the business risks specific to them, including sales volumes, profit margins, input costs, competition, economic climate and government regulations. The companies may also have exposure to specific financial risk, liquidity risk, market risk, exchange-rate risk and country-specific risks.

## Interest Rate Risk

This is the possibility that fixed-rate debt instruments may decline in value as a result of a rise in interest rates.

## Credit Risk

Refers to the possibility that a bond issuer may not be able to make expected interest payments and/or principal repayment.

## Liquidity Risk

Refers to the possibility that an investor may not be able to invest or disinvest when they want to. This may occur during a period of adverse market trading conditions where the manager may not be able to buy or sell the Fund's investments because opportunities to do so are limited.

## Social/Political/Legislative Risk

Risks associated with the possibility of nationalisation, unfavourable government action or social changes resulting in a loss of value is called social or political risk which may affect the Fund.

## Currency/Exchange Rate Risk

Currency or exchange rate risk is a form of risk that arises from the change in price of one currency against another. The constant fluctuations in the foreign currency in which an investment is denominated relative to the currency in which the Fund is denominated may add risk to the value of a security.

## International Risks

International investments or investments in foreign securities could be accompanied by additional risks such as potential constraints on liquidity and repatriation of funds, macroeconomic risk, political risk, foreign exchange risk, tax risk, settlement risk as well as potential limitations on the availability of market information.

## Inflation Risk

The Fund may invest in cash and bonds, in South Africa or globally, that do not generate sufficient income and capital gains to outperform inflation.

## Key Person Risk

The Fund depends on the expertise of RECM and its investment team. The Fund could be negatively impacted if RECM does not retain key staff.

## Third Party Operational Risk

The Fund's operations depend on third parties. Investors in the Fund may suffer financial loss or disruption in the event of third party operational failure.

## Fees

An annual management fee (determined by the investor's selected unit class above) is levied monthly on the market value of the Fund. An annual performance fee of 20% is levied on returns (net of fees) in excess of the Performance Hurdle. Performance fees are calculated and accrued daily. While the performance fee accrual is calculated daily, for inclusion in the daily unit price, it will only be paid should the Manager outperform the performance fee hurdle over a 60-month rolling period. The performance fee is in addition to the annual management fee. No maximum is set for the performance fee. The Fund may invest in the Guernsey-domiciled RECM Global Fund and RECM Global Equity Fund, which are associated collective investment schemes, however there will be no additional investor fees connected with these investments.

## \*\*Total Expense Ratio (TER) and Transaction Costs

The TER reflects the percentage of this Fund's Net Asset Value that was incurred as expenses relating to the administration of this Fund, including the annual fee and the performance fee and intermediary fee if applicable. A Higher TER does not necessarily imply a poor return, nor does a low TER imply a good return. The current TER may not necessarily be an accurate indication of future TER's. Transaction costs are a necessary cost in administering this Fund and impacts this Fund's returns. It should not be considered in isolation as returns may be impacted by many other factors over time including market returns, the type of financial product, the investment decisions of the investment manager and the TER. The TER and Transaction costs are a measure of the actual expenses incurred by this Fund over a 3 year period (annualised). If this Fund is between 1 and 3 years old, the TER and Transaction Costs are calculated using the actual expenses incurred since the inception of this Fund. The sum of the TER and Transactions Costs is shown as the Total Investment Charge overleaf; these costs all being VAT inclusive.

## Manager

RECM Collective Investments (Pty) Ltd  
P O Box 45040, Claremont, 7735  
Company Reg 2004/027540/07  
Registered under the Collective Investment  
Schemes Control Act, 2002

## Investment Manager

Regarding Capital Management (Pty) Ltd (FSP No 18834)  
Authorised under the Financial Advisory and  
Intermediary Services Act, 2002 to act in such capacity

## Trustee

The Standard Bank of South Africa Limited  
P O Box 54  
Cape Town, 8000

## ISIN

ZAE000149811

## Transaction Cut Off Time

14h00 Daily

## Fund Valuation Time

15h00 Daily

## Document Issue Date

6 December 2016

# RECM EQUITY FUND (Class B)

Minimum Disclosure Document - Period ended 30 November 2016

# RECM

The RECM Equity Fund is a unit trust which invests exclusively in South African equities. The Fund's aim is to outperform the South African equity market over the long term by selecting shares based on a value philosophy. We consider risk as the possibility of losing money, not in terms of volatility. Our main risk management tool is our investment philosophy. As value investors, we aim to buy and hold good quality companies and do so with a margin of safety.

|                          |   |
|--------------------------|---|
| Portfolio Managers       | Piet Viljoen, Wilhelm Hertzog & Paul Whitburn |
| ASISA Sector             | South Africa Equity General*                  |
| Fund Launch Date         | 2 March 2005                                  |
| Inception Date (Class B) | 2 March 2005                                  |
| Total Fund Size          | R71.2 million                                 |
| Fund Size (Class B)      | R17.9 million                                 |
| Benchmark (Bmk)          | FTSE/JSE All Share Index                      |

|                    |   |
|--------------------|---|
| Min. Investment    | R150,000 initial investment   |
| Initial Fee        | No initial fee  |
| Annual Fee**       | 1.0% (excl. VAT)  |
| Intermediary Fee** | 0.0% (excl. VAT)  |
| Performance Hurdle | FTSE/JSE All Share Index + 2.5% p.a.                                |
| Performance Fee**  | 20% of the outperformance of the hurdle over 5 year rolling periods |

## PORTFOLIO DETAIL

\*The RECM Equity Fund was classified as South Africa Equity General with effect from 28 February 2014. From inception in March 2005 to June 2009, the Fund was classified as South Africa Equity General and from June 2009 to February 2014 as South Africa Multi Asset Flexible.

## FUND RISK PROFILE

|     |              |          |               |      |
|-----|--------------|----------|---------------|------|
| LOW | LOW-MODERATE | MODERATE | MODERATE-HIGH | HIGH |
|-----|--------------|----------|---------------|------|

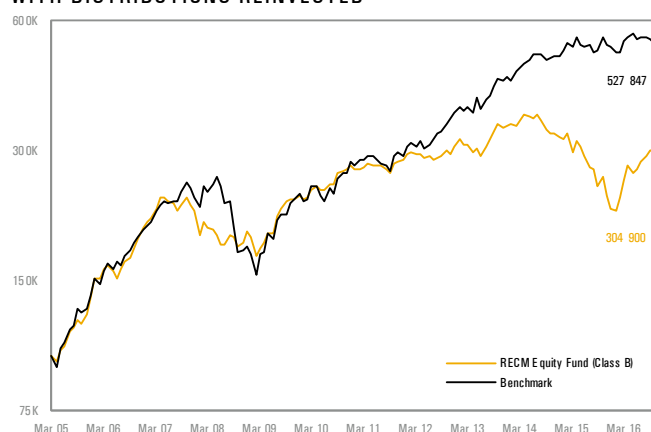
The Fund has a high risk profile as it is actively managed across a diversified portfolio of South African equities, listed property and cash assets.

## TOP TEN HOLDINGS (%)

| November 2016                      |             | November 2015                |             |
|------------------------------------|-------------|------------------------------|-------------|
| RECM & Calibre Ltd                 | 7.5         | Impala Platinum Holdings Ltd | 6.9         |
| Hosken Cons Investments Ltd        | 6.5         | Anglo Platinum Ltd           | 6.9         |
| Impala Platinum Holdings Ltd       | 5.0         | RECM & Calibre Ltd           | 6.8         |
| Standard Bank Group Ltd            | 4.7         | Anglo American Plc           | 6.3         |
| MTN Group Ltd                      | 3.6         | Blue Label Telecomms         | 5.6         |
| Sasol Ltd                          | 3.0         | Standard Bank Group Ltd      | 5.3         |
| Sentula Mining Ltd                 | 2.5         | Hosken Cons Investments Ltd  | 4.7         |
| BHP Billiton Plc                   | 2.5         | Iliad Africa Ltd             | 3.7         |
| Allied Electronics Corporation Ltd | 2.4         | Wilson Bayly Holmes          | 3.2         |
| Anglo American Plc                 | 2.3         | Sasol Ltd                    | 3.1         |
| <b>Total</b>                       | <b>40.0</b> | <b>Total</b>                 | <b>52.5</b> |

## PERFORMANCE NET OF ALL FEES AND EXPENSES

### ILLUSTRATIVE VALUE OF R100,000 INVESTED AT INCEPTION WITH DISTRIBUTIONS REINVESTED



## RETURNS TO END NOVEMBER 2016

|                 | Annualised |       | 12 Month Return <sup>1</sup> |        | Cumulative |        |
|-----------------|------------|-------|------------------------------|--------|------------|--------|
|                 | Fund       | Bmk   | Highest                      | Lowest | Fund       | Bmk    |
| 1 Year          | 29.6%      | -0.1% | 29.6%                        | -32.2% | 29.6%      | -0.1%  |
| 3 Years         | -3.4%      | 6.9%  | 29.6%                        | -32.2% | -9.8%      | 22.0%  |
| 5 Years         | 1.6%       | 12.2% | 29.6%                        | -32.2% | 8.2%       | 77.8%  |
| 10 Years        | 5.0%       | 10.8% | 51.7%                        | -32.2% | 62.9%      | 180.1% |
| Since inception | 10.0%      | 15.3% | 65.8%                        | -32.2% | 204.9%     | 427.8% |

- Returns in ZAR, on a lump sum investment, NAV-NAV, net of fees with net distributions reinvested. Source: RECM.
- Annualised returns are the weighted average compound growth rate earned each year over the given time period. Individual Investor's performances may differ due to fees, actual investment date, dates of reinvestments and dividend withholding taxes.

<sup>1</sup> Highest/Lowest – reflects the Fund's highest and lowest 12 month performance reported during the given period.

## INCOME DISTRIBUTIONS

Distribution Dates are 31 March and 30 September

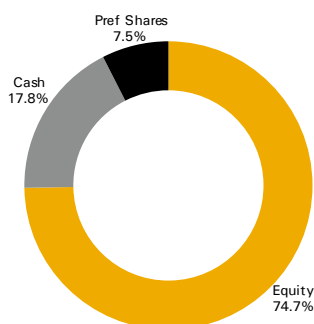
|         | 30 Sep 16 | 31 Mar 16 |
|---------|-----------|-----------|
| Class B | 22.4 cpu  | 13.7 cpu  |

If the income earned in the form of dividends and interest exceeds the total expenses, the Fund will make a distribution. (cpu = cents per participatory unit)

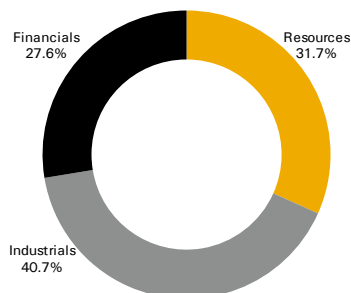
## TER AND TRANSACTION COSTS\*\* (Period Ending 30 September 2016)

|   | 1 Year      | 3 Years     |
|---|-------------|-------------|
| TER                                     | 1.3%        | 1.3%        |
| Performance Fee (included in TER above) | 0.0%        | 0.0%        |
| Transaction Costs                       | 0.3%        | 0.3%        |
| <b>Total Investment Charge</b>          | <b>1.6%</b> | <b>1.6%</b> |

## ASSET EXPOSURE (%)



## SECTOR EXPOSURE (%)



## WWW.RECM.CO.ZA

Investors can access, free of charge, daily fund prices, quarterly reports, brochures, minimum disclosure documents, annual fund reports, application forms and investment insights on our website at [www.recm.co.za](http://www.recm.co.za).

Tel: +27 21 657 3440

Fax: +27 21 674 1088

Email: [info@recm.co.za](mailto:info@recm.co.za)

Website: [www.recm.co.za](http://www.recm.co.za)

**Disclosures:** Collective Investment Schemes in Securities (CIS) should be considered as medium-to long-term investments. The Manager does not provide any guarantee either with respect to the capital or the return of the Fund. The value of participatory interests (units) may go up as well as down and past performance is not necessarily a guide to future performance. CIS are traded at ruling prices and can engage in borrowing and scrip lending. The manager may borrow up to 10% of the market value of the portfolio where insufficient liquidity exists. Forward pricing is used. Fluctuations or movements in exchange rates may cause the value of any underlying international investments to go up and down. These portfolios may be closed. CIS prices are calculated on a net asset basis, which is the total value of all the assets in the portfolio including any income accruals and less any permissible deductions (Brokerage, STT, VAT, Auditor's fees, Bank Charges, Trustee and Custodian fees and the annual Management fee) from the portfolio divided by the number of participatory interests (units) in issue. A schedule of fees, charges and maximum commissions is available on request from the management company. Commission and incentives may be paid and if so, would be included in the overall costs. Different classes of units may apply in a portfolio and are subject to different fees and charges.

# RECM EQUITY FUND

Minimum Disclosure Document - Period ended 30 November 2016

# RECM

## Risks associated with investing in the Fund

All investments carry risk. Different investment strategies may carry different levels and kinds of risks depending on the assets held. You should consider the risks listed below in the context of your risk profile, which includes factors such as your investment timeframe, objectives and tolerance for performance volatility, income and age. We do not offer advice, nor does the Fund's investment strategy consider your individual circumstances and we cannot advise that the Fund is suitable for your circumstance.

The Manager does not guarantee the Fund's returns, its liquidity, and repayment of capital, interest nor a rate of return. Assets that are expected to provide the highest long-term returns often have the highest short-term risk. The Fund's investment strategy and the assets it invests in, will determine the Fund's sensitivity to these risk factors.

You should obtain financial advice to determine whether the Fund is suitable for your circumstances before investing in the Fund.

## Sharemarket and Business Risk

The Fund may experience losses due to factors that affect the overall performance of the financial markets. The Fund holds securities issued by individual companies and are subject to the business risks specific to them, including sales volumes, profit margins, input costs, competition, economic climate and government regulations. The companies may also have exposure to specific financial risk, liquidity risk, market risk, exchange-rate risk and country-specific risks.

## Interest Rate Risk

This is the possibility that fixed-rate debt instruments may decline in value as a result of a rise in interest rates.

## Credit Risk

Refers to the possibility that a bond issuer may not be able to make expected interest payments and/or principal repayment.

## Liquidity Risk

Refers to the possibility that an investor may not be able to invest or disinvest when they want to. This may occur during a period of adverse market trading conditions where the manager may not be able to buy or sell the Fund's investments because opportunities to do so are limited.

## Social/Political/Legislative Risk

Risks associated with the possibility of nationalisation, unfavourable government action or social changes resulting in a loss of value is called social or political risk which may affect the Fund.

## Inflation Risk

The Fund may hold investments that do not generate sufficient income and capital gains to outperform inflation.

## Key Person Risk

The Fund depends on the expertise of RECM and its investment team. The Fund could be negatively impacted if RECM does not retain key staff.

## Third Party Operational Risk

The Fund's operations depend on third parties. Investors in the Fund may suffer financial loss or disruption in the event of third party operational failure.

## Fees

An annual management fee (determined by the investor's selected unit class above) is levied monthly on the market value of the Fund. An annual performance fee of 20% is levied on returns (net of fees) in excess of the Performance Hurdle. Performance fees are calculated and accrued daily. While the performance fee accrual is calculated daily, for inclusion in the daily unit price, it will only be paid should the Manager outperform the performance fee hurdle over a 60-month rolling period. The performance fee is in addition to the annual management fee. No maximum is set for the performance fee. The Fund may invest in the Guernsey-domiciled RECM Global Fund and RECM Global Equity Fund, which are associated collective investment schemes, however there will be no additional investor fees connected with these investments.

## \*\*Total Expense Ratio (TER) and Transaction Costs

The TER reflects the percentage of this Fund's Net Asset Value that was incurred as expenses relating to the administration of this Fund, including the annual fee and the performance fee and intermediary fee if applicable. A Higher TER does not necessarily imply a poor return, nor does a low TER imply a good return. The current TER may not necessarily be an accurate indication of future TER's. Transaction costs are a necessary cost in administering this Fund and impacts this Fund's returns. It should not be considered in isolation as returns may be impacted by many other factors over time including market returns, the type of financial product, the investment decisions of the investment manager and the TER. The TER and Transaction costs are a measure of the actual expenses incurred by this Fund over a 3 year period (annualised). If this Fund is between 1 and 3 years old, the TER and Transaction Costs are calculated using the actual expenses incurred since the inception of this Fund. The sum of the TER and Transactions Costs is shown as the Total Investment Charge overleaf; these costs all being VAT inclusive.

## Manager

RECM Collective Investments (Pty) Ltd  
P O Box 45040, Claremont, 7735  
Company Reg 2004/027540/07  
Registered under the Collective Investment  
Schemes Control Act, 2002

## Investment Manager

Regarding Capital Management (Pty) Ltd (FSP No 18834)  
Authorised under the Financial Advisory and  
Intermediary Services Act, 2002 to act in such capacity

## Trustee

The Standard Bank of South Africa Limited  
P O Box 54  
Cape Town, 8000

## Bloomberg Ticker

CMCCOEQ.SJ

## ISIN

ZAE000141768

## Transaction Cut Off Time

14h00 Daily

## Fund Valuation Time

15h00 Daily

## Document Issue Date

6 December 2016

# RECM GLOBAL FUND (Class A)

Minimum Disclosure Document - Period ended 30 November 2016

# RECM

The RECM Global Fund is a US dollar denominated global fund that may invest in a wide array of assets. The Fund's aim is to generate returns significantly greater than US inflation and commensurate with global equities over the long term. The Fund invests mainly in global companies at a significant discount to intrinsic value, while using the flexibility of the mandate to protect capital and enhance returns by investing in other mispriced global assets from time to time. We consider risk as the possibility of losing money, not in terms of volatility. Our main risk management tool is our investment philosophy. As value investors, we aim to buy and hold good quality companies and do so with a margin of safety. Our ability to move between asset classes assists in reducing risk.

|                          |   |
|--------------------------|---|
| Portfolio Managers       | Piet Viljoen, Wilhelm Hertzog & Paul Whitburn |
| ASISA Sector             | Global Multi Asset Flexible                   |
| Domicile                 | Guernsey                                      |
| Fund Currency            | US dollars                                    |
| Fund Launch Date         | 31 January 2006                               |
| Inception Date (Class A) | 31 March 2006                                 |
| Total Fund Size          | US \$153.7 million                            |
| Fund Size (Class A)      | US \$88.4 million                             |
| Min. Investment          | US \$50,000 initial investment                |

|                     |   |
|---------------------|---|
| Initial Fee         | No initial fee  |
| Annual Fee**        | 1.0%  |
| Intermediary Fee**  | 0.0%  |
| Performance Fee**   | 20% of the outperformance of the hurdle over 5 year rolling periods |
| Benchmark (Bmk)*    | US CPI + 6% p.a.  |
| Performance Hurdle  | US CPI + 8% p.a.  |
| Income Declarations | None  |

## PORTFOLIO DETAIL

\*The Fund's benchmark is US CPI + 6% p.a. and the performance fee hurdle is US CPI + 8% p.a. Prior to 1 January 2014, the Fund's benchmark and performance fee hurdle was the MSCI World Index TR and the MSCI World Index TR + 2.5% respectively.

This minimum disclosure document displays the minimum information pertaining to the RECM Global Fund and it must be read in conjunction with the Fund's Offering Memorandum and Schedule of Similarities and Differences available at [www.recm.co.za](http://www.recm.co.za). The Fund is registered in South Africa as an approved foreign collective investment scheme.

## FUND RISK PROFILE

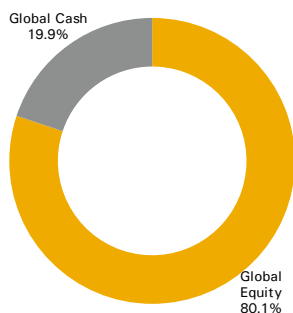
|     |              |          |               |      |
|-----|--------------|----------|---------------|------|
| LOW | LOW-MODERATE | MODERATE | MODERATE-HIGH | HIGH |
|-----|--------------|----------|---------------|------|

The Fund has a moderate to high risk profile as it is actively managed across global equities, bonds, cash and listed property assets. The Fund is less risky than a pure equity strategy while subject to the volatility of equity and currency markets.

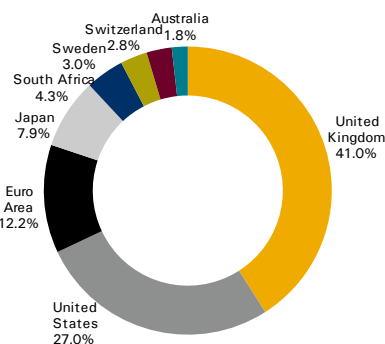
## TOP TEN HOLDINGS (%)

| November 2016                |             | November 2015                |             |
|------------------------------|-------------|------------------------------|-------------|
| Tesco PLC                    | 5.0         | Tesco PLC                    | 5.4         |
| Inpex Corp                   | 4.0         | Anglo American Plc           | 4.9         |
| Berkshire Hathaway Inc       | 3.4         | Anglo Platinum Ltd           | 4.1         |
| Aggreko Plc                  | 3.3         | American Intl Group          | 4.1         |
| Coach Inc                    | 3.2         | Impala Platinum Holdings Ltd | 3.8         |
| Impala Platinum Holdings Ltd | 3.1         | Sberbank Of Russia Adr       | 3.5         |
| Standard Chartered PLC       | 3.1         | Inpex Corp                   | 3.5         |
| Serco Group PLC              | 3.1         | Coach Inc                    | 3.5         |
| Sonae                        | 3.0         | WM Morrison Supermarkets PLC | 3.3         |
| Alfa Laval Ab                | 3.0         | Serco Group PLC              | 3.2         |
| <b>Total</b>                 | <b>34.2</b> | <b>Total</b>                 | <b>39.3</b> |

## ASSET ALLOCATION (%)

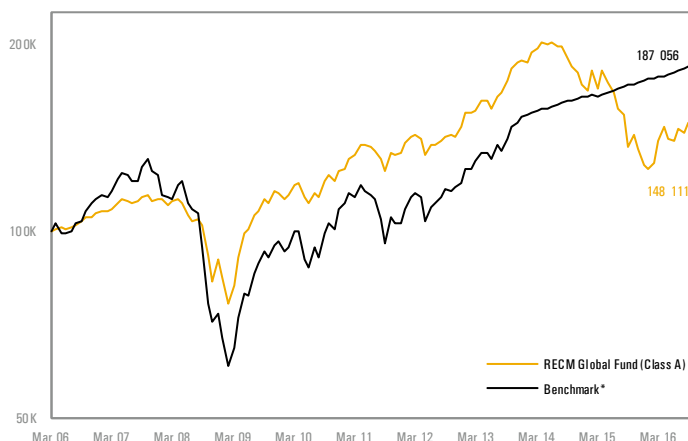


## REGIONAL EXPOSURE (%)



## PERFORMANCE NET OF ALL FEES AND EXPENSES

### ILLUSTRATIVE VALUE OF US \$100,000 INVESTED AT INCEPTION



## RETURNS TO END NOVEMBER 2016

|                 | Annualised |       | 12 Month Return <sup>1</sup> |        | Cumulative |       |
|-----------------|------------|-------|------------------------------|--------|------------|-------|
|                 | Fund       | Bmk   | Highest                      | Lowest | Fund       | Bmk   |
| 1 Year          | 9.0%       | 7.6%  | 9.0%                         | -29.0% | 9.0%       | 7.6%  |
| 3 Years         | -7.5%      | 7.7%  | 27.7%                        | -29.0% | -20.9%     | 24.8% |
| 5 Years         | 2.2%       | 12.6% | 31.9%                        | -29.0% | 11.7%      | 81.3% |
| 10 Years        | 3.4%       | 5.4%  | 49.2%                        | -30.5% | 40.2%      | 68.9% |
| Since inception | 3.8%       | 6.0%  | 49.2%                        | -30.5% | 48.1%      | 87.1% |

- Returns in USD, on a lump sum investment, NAV-NAV, net of fees with net distributions reinvested. Source: RECM.
- Annualised returns are the weighted average compound growth rate earned each year over the given time period.
- Individual Investor's performances may differ due to fees, actual investment date, dates of reinvestments and dividend withholding taxes.

<sup>1</sup> Highest/Lowest – reflects the Fund's highest and lowest 12 month performance reported during the given period.

## TER AND TRANSACTION COSTS\*\* (Period Ending 30 September 2016)

|   | 1 Year      | 3 Years     |
|---|-------------|-------------|
| TER                                     | 1.1%        | 1.0%        |
| Performance Fee (included in TER above) | 0.0%        | 0.0%        |
| Transaction Costs                       | 0.4%        | 0.3%        |
| <b>Total Investment Charge</b>          | <b>1.5%</b> | <b>1.3%</b> |

## WWW.RECM.CO.ZA

Investors can access free of charge daily fund prices, quarterly reports, brochures, minimum disclosure documents, annual fund reports, application forms and investment insights on our website at [www.recm.co.za](http://www.recm.co.za).

Tel: +27 21 657 3440

Fax: +27 21 674 1088

Email: [info@recm.co.za](mailto:info@recm.co.za)

Website: [www.recm.co.za](http://www.recm.co.za)

**Disclosures:** Collective Investment Schemes in Securities are generally medium to long term investments. The value of participatory interests may go down as well as up and past performance is not necessarily a guide to the future. Fluctuations or movements in exchange rates may cause the value of underlying international investments to go up or down. Collective investments are traded at ruling prices. The manager may borrow up to 10% of the net asset value of the portfolio where insufficient liquidity exists. A schedule of fees and charges and maximum commissions is available from the company/ scheme. Commission and incentives may be paid and if so, would be included in the overall costs. The quantifiable deduction is the annual management fee (and performance fee if applicable), whilst non-quantifiable fees included in the net asset value price may comprise brokerage, auditor's fees, bank charges, trustee and custodian fees. Collective investment prices are calculated on a net asset value basis, which is the total value of all assets in the portfolio including any income accrual and less any permissible deductions from the portfolio. Forward pricing is used. These portfolios may be closed.

## Risks associated with investing in the Fund

All investments carry risk. Different investment strategies may carry different levels and kinds of risks depending on the assets held. You should consider the risks listed below in the context of your risk profile, which includes factors such as your investment timeframe, objectives and tolerance for performance volatility, income and age. We do not offer advice, nor does the Fund's investment strategy consider your individual circumstances and we cannot advise that the Fund is suitable for your circumstance.

The Manager does not guarantee the Fund's returns, its liquidity, and repayment of capital, interest nor a rate of return. Assets that are expected to provide the highest long-term returns often have the highest short-term risk. The Funds' investment strategy and the assets it invests in, will determine the Fund's sensitivity to these risk factors.

You should obtain financial advice to determine whether the Fund is suitable for your circumstances before investing in the Fund.

## Sharemarket and Business Risk

The Fund may experience losses due to factors that affect the overall performance of the financial markets. The Fund holds securities issued by individual companies and are subject to the business risks specific to them, including sales volumes, profit margins, input costs, competition, economic climate and government regulations. The companies may also have exposure to specific financial risk, liquidity risk, market risk, exchange-rate risk and country-specific risks.

## Interest Rate Risk

This is the possibility that fixed-rate debt instruments may decline in value as a result of a rise in interest rates.

## Credit Risk

Refers to the possibility that a bond issuer may not be able to make expected interest payments and/or principal repayment.

## Liquidity Risk

Refers to the possibility that an investor may not be able to invest or disinvest when they want to. This may occur during a period of adverse market trading conditions where the manager may not be able to buy or sell the Fund's investments because opportunities to do so are limited.

## Social/Political/Legislative Risk

Risks associated with the possibility of nationalisation, unfavourable government action or social changes resulting in a loss of value is called social or political risk which may affect the Fund.

## Currency/Exchange Rate Risk

Currency or exchange rate risk is a form of risk that arises from the change in price of one currency against another. The constant fluctuations in the foreign currency in which an investment is denominated relative to the currency in which the Fund is denominated may add risk to the value of a security.

## International Risks

International investments or investments in foreign securities could be accompanied by additional risks such as potential constraints on liquidity and repatriation of funds, macroeconomic risk, political risk, foreign exchange risk, tax risk, settlement risk as well as potential limitations on the availability of market information.

## Inflation Risk

The Fund may invest in cash and bonds, in South Africa or globally, that do not generate sufficient income and capital gains to outperform inflation.

## Key Person Risk

The Fund depends on the expertise of RECM and its investment team. The Fund could be negatively impacted if RECM does not retain key staff.

## Third Party Operational Risk

The Fund's operations depend on third parties. Investors in the Fund may suffer financial loss or disruption in the event of third party operational failure.

## Fees

An annual management fee (determined by the investor's selected unit class above) is levied monthly on the market value of the Fund. An annual performance fee of 20% is levied on returns (net of fees) in excess of the Performance Hurdle. Performance fees are calculated and accrued daily. While the performance fee accrual is calculated daily, for inclusion in the daily unit price, it will only be paid should the Manager outperform the performance fee hurdle over a 60-month rolling period. The performance fee is in addition to the annual management fee. No maximum is set for the performance fee.

## \*\*Total Expense Ratio (TER) and Transaction Costs

The TER reflects the percentage of this Fund's Net Asset Value that was incurred as expenses relating to the administration of this Fund, including the annual fee and the performance fee and intermediary fee if applicable. A Higher TER does not necessarily imply a poor return, nor does a low TER imply a good return. The current TER may not necessarily be an accurate indication of future TER's. Transaction costs are a necessary cost in administering this Fund and impacts this Fund's returns. It should not be considered in isolation as returns may be impacted by many other factors over time including market returns, the type of financial product, the investment decisions of the investment manager and the TER. The TER and Transaction costs are a measure of the actual expenses incurred by this Fund over a 3 year period (annualised). If this Fund is between 1 and 3 years old, the TER and Transaction Costs are calculated using the actual expenses incurred since the inception of this Fund. The sum of the TER and Transactions Costs is shown as the Total Investment Charge overleaf; these costs all being VAT inclusive.

### Manager

RECM Global Management Limited  
Dorey Court, Admiral Park  
St Peter Port  
Guernsey

### Investment Advisor

Regarding Capital Management (Pty) Ltd (FSP No 18834)  
Authorised under the Financial Advisory and  
Intermediary Services Act, 2002 to act in such capacity

### Custodian

Northern Trust (Guernsey) Limited

### Bloomberg Ticker

RECMGLF GU

### ISIN

GB00B12W4642

### SEDOL CODE

B12W464

### Transaction Cut Off Time

14h00 Daily

### Fund Valuation Time

15h00 Daily

### Administrator

JTC Fund Solutions Limited  
Dorey Court, Admiral Park  
St Peter Port, Guernsey

### Document Issue Date

6 December 2016



# RECM GLOBAL FLEXIBLE FUND (Class A)

Minimum Disclosure Document - Period ended 30 November 2016

# RECM

The RECM Global Flexible Fund is a unit trust that may invest in equities, bonds, property, cash and offshore assets. The Fund's aim is to generate returns significantly greater than inflation over the long term while protecting capital against permanent loss through a rigorous adherence to a value-based philosophy. We consider risk as the possibility of losing money, not in terms of volatility. Our main risk management tool is our investment philosophy. As value investors, we aim to buy and hold good quality companies and do so with a margin of safety. Our ability to move between asset classes assists in reducing the risk in the fund.

|                          |   |
|--------------------------|---|
| Portfolio Managers       | Piet Viljoen, Wilhelm Hertzog & Paul Whitburn |
| ASISA Sector             | Worldwide Multi Asset Flexible                |
| Fund Launch Date         | 3 April 2003                                  |
| Inception Date (Class A) | 3 April 2003                                  |
| Total Fund Size          | R1.26 billion                                 |
| Fund Size (Class A)      | R758.9 million                                |
| Min. Investment          | R150,000 initial investment                   |

|                    |   |
|--------------------|---|
| Initial Fee        | No initial fee  |
| Annual Fee**       | 1.0% (excl. VAT)  |
| Intermediary Fee** | 0.0% (excl. VAT)  |
| Performance Fee**  | 20% of the outperformance of the hurdle over 5 year rolling periods |
| Benchmark (Bmk)*   | SA CPI + 6% p.a.  |
| Performance Hurdle | SA CPI + 8% p.a.  |

## PORTFOLIO DETAIL

\*The Fund's benchmark is SA Inflation + 6% p.a. Prior to 1 January 2014 the Fund's benchmark was SA Inflation + 8% p.a.

## FUND RISK PROFILE

|     |              |          |               |      |
|-----|--------------|----------|---------------|------|
| LOW | LOW-MODERATE | MODERATE | MODERATE-HIGH | HIGH |
|-----|--------------|----------|---------------|------|

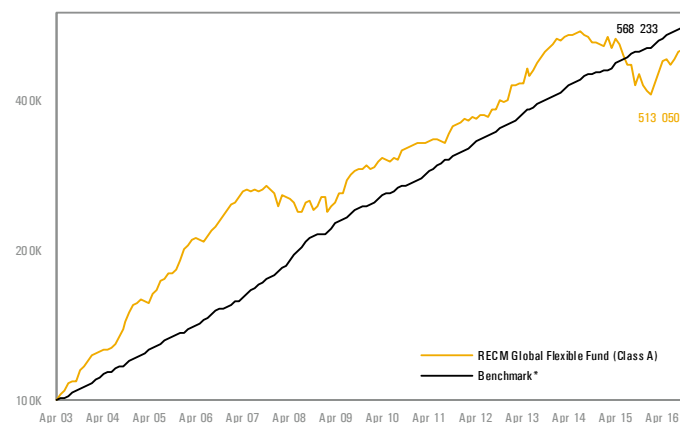
The Fund has a moderate to high risk profile as it is actively managed across South African and global equities, bonds, cash and listed property assets. The Fund is less risky than a pure equity strategy while subject to the volatility of equity and currency markets.

## TOP TEN HOLDINGS (%)

| November 2016                |             | November 2015                |             |
|------------------------------|-------------|------------------------------|-------------|
| RECM & Calibre Ltd           | 5.4         | Anglo Platinum Ltd           | 6.1         |
| Hosken Cons Investments Ltd  | 4.5         | Impala Platinum Holdings Ltd | 6.1         |
| Impala Platinum Holdings Ltd | 4.2         | Anglo American Plc           | 6.0         |
| Standard Bank Group Ltd      | 3.0         | Tesco PLC                    | 3.9         |
| MTN Group Ltd                | 2.6         | RECM & Calibre Ltd           | 3.4         |
| BHP Billiton Plc             | 2.5         | Hosken Cons Investments Ltd  | 3.0         |
| Niveus Investments Limited   | 2.4         | Blue Label Telecomms         | 2.9         |
| Tesco PLC                    | 2.3         | BHP Billiton Plc             | 2.6         |
| Anglo American Plc           | 1.5         | American Intl Group          | 2.5         |
| Coach Inc                    | 1.5         | Standard Bank Group Ltd      | 2.5         |
| <b>Total</b>                 | <b>29.9</b> | <b>Total</b>                 | <b>39.0</b> |

## PERFORMANCE NET OF FEES AND EXPENSES

### ILLUSTRATIVE VALUE OF R100,000 INVESTED AT INCEPTION WITH DISTRIBUTIONS REINVESTED



## RETURNS TO END NOVEMBER 2016

|                 | Annualised |       | 12 Month Return <sup>1</sup> |        | Cumulative |        |
|-----------------|------------|-------|------------------------------|--------|------------|--------|
|                 | Fund       | Bmk   | Highest                      | Lowest | Fund       | Bmk    |
| 1 Year          | 19.4%      | 12.2% | 19.4%                        | -20.0% | 19.4%      | 12.2%  |
| 3 Years         | 0.2%       | 11.8% | 29.1%                        | -20.0% | 0.7%       | 39.9%  |
| 5 Years         | 7.3%       | 12.7% | 29.1%                        | -20.0% | 42.5%      | 81.6%  |
| 10 Years        | 8.1%       | 14.0% | 29.1%                        | -20.0% | 117.4%     | 270.8% |
| Since inception | 12.8%      | 13.6% | 34.8%                        | -20.0% | 413.0%     | 468.2% |

- Returns in ZAR, on a lump sum investment, NAV-NAV, net of fees with net distributions reinvested. Source: RECM.
- Annualised returns are the weighted average compound growth rate earned each year over the given time period.
- Individual Investor's performances may differ due to fees, actual investment date, dates of reinvestments and dividend withholding taxes.

<sup>1</sup> Highest/Lowest – reflects the Fund's highest and lowest 12 month performance reported during the given period.

## INCOME DISTRIBUTIONS

Distribution Dates are 31 March, 30 June, 30 September and 31 December

|         | 30 Sep 16 | 30 Jun 16 | 31 Mar 16 | 31 Dec 15 |
|---------|-----------|-----------|-----------|-----------|
| Class A | 21.5 cpu  | 34.0 cpu  | 4.2 cpu   | 0.0 cpu   |

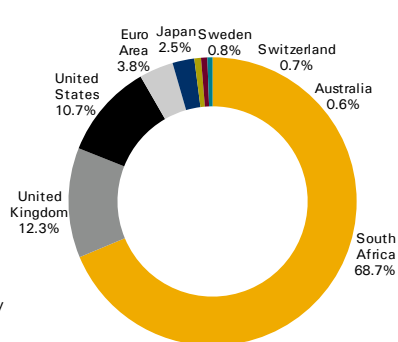
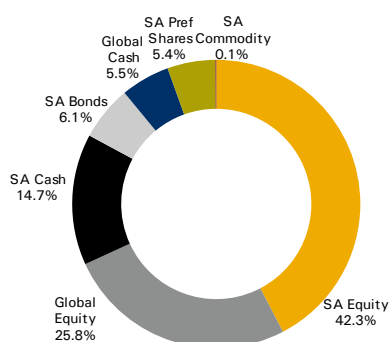
If the income earned in the form of dividends and interest exceeds the total expenses, the Fund will make a distribution. (cpu = cents per participatory unit)

## TER AND TRANSACTION COSTS\*\* (Period Ending 30 September 2016)

|   | 1 Year      | 3 Years     |
|---|-------------|-------------|
| TER                                     | 1.0%        | 0.3%        |
| Performance Fee (included in TER above) | 0.0%        | -0.9%       |
| Transaction Costs                       | 0.2%        | 0.2%        |
| <b>Total Investment Charge</b>          | <b>1.2%</b> | <b>0.5%</b> |

## ASSET EXPOSURE (%)

## REGIONAL EXPOSURE (%)



## WWW.RECM.CO.ZA

Investors can access, free of charge, daily fund prices, quarterly reports, brochures, minimum disclosure documents, annual fund reports, application forms and investment insights on our website at [www.recm.co.za](http://www.recm.co.za).

Tel: +27 21 657 3440

Fax: +27 21 674 1088

Email: [info@recm.co.za](mailto:info@recm.co.za)

Website: [www.recm.co.za](http://www.recm.co.za)

**Disclosures:** Collective Investment Schemes in Securities (CIS) should be considered as medium-to long-term investments. The Manager does not provide any guarantee either with respect to the capital or the return of the Fund. The value of participatory interests (units) may go up as well as down and past performance is not necessarily a guide to future performance. CIS are traded at ruling prices and can engage in borrowing and scrip lending. The manager may borrow up to 10% of the market value of the portfolio where insufficient liquidity exists. Forward pricing is used. Fluctuations or movements in exchange rates may cause the value of any underlying international investments to go up and down. CIS prices are calculated on a net asset basis, which is the total value of all the assets in the portfolio including any income accruals and less any permissible deductions (Brokerage, STT, VAT, Auditor's fees, Bank Charges, Trustee and Custodian fees and the annual Management fee) from the portfolio divided by the number of participatory interests (units) in issue. A schedule of fees, charges and maximum commissions is available on request from the management company. Commission and incentives may be paid and if so, would be included in the overall costs. These portfolios may be closed. Different classes of units may apply in a portfolio and are subject to different fees and charges.

# RECM GLOBAL FLEXIBLE FUND

Minimum Disclosure Document - Period ended 30 November 2016

# RECM

## Risks associated with investing in the Fund

All investments carry risk. Different investment strategies may carry different levels and kinds of risks depending on the assets held. You should consider the risks listed below in the context of your risk profile, which includes factors such as your investment timeframe, objectives and tolerance for performance volatility, income and age. We do not offer advice, nor does the Fund's investment strategy consider your individual circumstances and we cannot advise that the Fund is suitable for your circumstance.

The Manager does not guarantee the Fund's returns, its liquidity, and repayment of capital, interest nor a rate of return. Assets that are expected to provide the highest long-term returns often have the highest short-term risk. The Fund's investment strategy and the assets it invests in, will determine the Fund's sensitivity to these risk factors.

You should obtain financial advice to determine whether the Fund is suitable for your circumstances before investing in the Fund.

## Sharemarket and Business Risk

The Fund may experience losses due to factors that affect the overall performance of the financial markets. The Fund holds securities issued by individual companies and are subject to the business risks specific to them, including sales volumes, profit margins, input costs, competition, economic climate and government regulations. The companies may also have exposure to specific financial risk, liquidity risk, market risk, exchange-rate risk and country-specific risks.

## Interest Rate Risk

This is the possibility that fixed-rate debt instruments may decline in value as a result of a rise in interest rates.

## Credit Risk

Refers to the possibility that a bond issuer may not be able to make expected interest payments and/or principal repayment.

## Liquidity Risk

Refers to the possibility that an investor may not be able to invest or disinvest when they want to. This may occur during a period of adverse market trading conditions where the manager may not be able to buy or sell the Fund's investments because opportunities to do so are limited.

## Social/Political/Legislative Risk

Risks associated with the possibility of nationalisation, unfavourable government action or social changes resulting in a loss of value is called social or political risk which may affect the Fund.

## Currency/Exchange Rate Risk

Currency or exchange rate risk is a form of risk that arises from the change in price of one currency against another. The constant fluctuations in the foreign currency in which an investment is denominated relative to the currency in which the Fund is denominated may add risk to the value of a security.

## International Risks

International investments or investments in foreign securities could be accompanied by additional risks such as potential constraints on liquidity and repatriation of funds, macroeconomic risk, political risk, foreign exchange risk, tax risk, settlement risk as well as potential limitations on the availability of market information.

## Inflation Risk

The Fund may invest in cash and bonds, in South Africa or globally, that do not generate sufficient income and capital gains to outperform inflation.

## Key Person Risk

The Fund depends on the expertise of RECM and its investment team. The Fund could be negatively impacted if RECM does not retain key staff.

## Third Party Operational Risk

The Fund's operations depend on third parties. Investors in the Fund may suffer financial loss or disruption in the event of third party operational failure.

## Fees

An annual management fee (determined by the investor's selected unit class above) is levied monthly on the market value of the Fund. An annual performance fee of 20% is levied on returns (net of fees) in excess of the Performance Hurdle. Performance fees are calculated and accrued daily. While the performance fee accrual is calculated daily, for inclusion in the daily unit price, it will only be paid should the Manager outperform the performance fee hurdle over a 60-month rolling period. The performance fee is in addition to the annual management fee. No maximum is set for the performance fee. The Fund may invest in the Guernsey-domiciled RECM Global Fund and RECM Global Equity Fund, which are associated collective investment schemes, however there will be no additional investor fees connected with these investments.

## \*\*Total Expense Ratio (TER) and Transaction Costs

The TER reflects the percentage of this Fund's Net Asset Value that was incurred as expenses relating to the administration of this Fund, including the annual fee and the performance fee and intermediary fee if applicable. A Higher TER does not necessarily imply a poor return, nor does a low TER imply a good return. The current TER may not necessarily be an accurate indication of future TER's. Transaction costs are a necessary cost in administering this Fund and impacts this Fund's returns. It should not be considered in isolation as returns may be impacted by many other factors over time including market returns, the type of financial product, the investment decisions of the investment manager and the TER. The TER and Transaction costs are a measure of the actual expenses incurred by this Fund over a 3 year period (annualised). If this Fund is between 1 and 3 years old, the TER and Transaction Costs are calculated using the actual expenses incurred since the inception of this Fund. The sum of the TER and Transactions Costs is shown as the Total Investment Charge overleaf; these costs all being VAT inclusive.

## Manager

RECM Collective Investments (Pty) Ltd  
P O Box 45040, Claremont, 7735  
Company Reg 2004/027540/07  
Registered under the Collective Investment  
Schemes Control Act, 2002

## Investment Manager

Regarding Capital Management (Pty) Ltd (FSP No 18834)  
Authorised under the Financial Advisory and  
Intermediary Services Act, 2002 to act in such capacity

## Trustee

The Standard Bank of South Africa Limited  
P O Box 54  
Cape Town, 8000

## Bloomberg Ticker

CMCOREA

## ISIN

ZAE000141727

## Transaction Cut Off Time

14h00 Daily

## Fund Valuation Time

15h00 Daily

## Document Issue Date

6 December 2016

# RECM MONEY MARKET FUND (Class A)

Minimum Disclosure Document - Period ended 30 November 2016

# RECM

The RECM Money Market Fund is a money market unit trust that provides a sensible cash portfolio with very competitive fees. The Fund aims to maximise interest income, preserve capital and provide liquidity by investing in a diversified portfolio of money market instruments. Capital losses are unlikely but may occur. For example, should one of the issuers of an asset held within the underlying Fund default and a loss occur, this loss will be borne by the Fund and the investors.

|                          |  |
|--------------------------|--|
| Portfolio Manager        | Piet Viljoen                               |
| ASISA Sector             | South Africa Interest Bearing Money Market |
| Fund Launch Date         | 15 February 2010                           |
| Inception Date (Class A) | 1 October 2010                             |
| Total Fund Size          | R1.38 billion                              |
| Fund Size (Class A)      | R914.1 million                             |

|                        |   |
|------------------------|---|
| Min. Investment        | R150,000 initial investment                               |
| Initial Fee            | No initial fee  |
| Annual Fee**           | 0.15% (excl. VAT)   |
| Intermediary Fee**     | 0.0% (excl. VAT)  |
| Benchmark (Bmk)        | STeFI Call Rate   |
| Income Distributions   | Monthly distributions are paid                            |
| Value of Distributions | 7.23 cents per participatory unit over the past 12 months |

## PORTFOLIO DETAIL

### FUND RISK PROFILE

|     |              |          |               |      |
|-----|--------------|----------|---------------|------|
| LOW | LOW-MODERATE | MODERATE | MODERATE-HIGH | HIGH |
|-----|--------------|----------|---------------|------|

The Fund has a low risk profile with an actively managed and diversified portfolio of South African money market instruments which have a low credit risk and whose prices fluctuate less than other asset classes.

|   |      |
|---|------|
| Effective yield* as at 30 November 2016 (net of fees) | 7.6% |
| Fund duration (days)                                  | 89.0 |

\*Annualised 12 month yield based on the position of the fund as at date

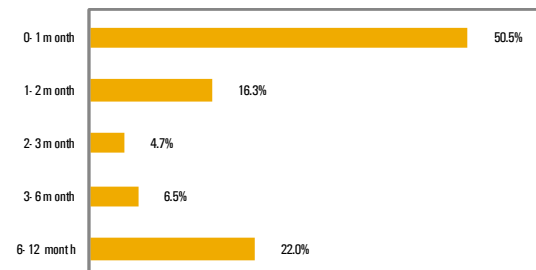
### CREDIT EXPOSURE (%)

| November 2016            |              |
|--------------------------|--------------|
| Banks                    | 100.0        |
| Corporates               | 0.0          |
| Government & Parastatals | 0.0          |
| <b>Total</b>             | <b>100.0</b> |

### TOP COUNTERPARTIES (%)

| November 2016 |              |
|---------------|--------------|
| Nedbank       | 29.0         |
| Investec      | 29.0         |
| ABSA          | 28.0         |
| Firststrand   | 6.0          |
| Standard Bank | 4.0          |
| HSBC          | 4.0          |
| <b>Total</b>  | <b>100.0</b> |

### DURATION BREAKDOWN (%)

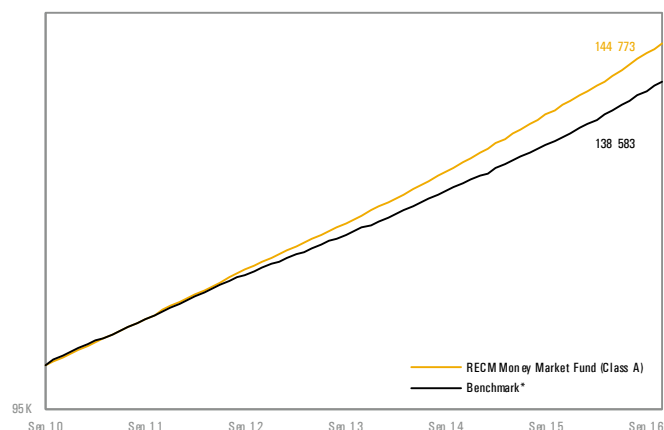


### WWW.RECM.CO.ZA

Investors can access, free of charge, daily fund prices, quarterly reports, brochures, minimum disclosure documents, annual fund reports, application forms and investment insights on our website at [www.recm.co.za](http://www.recm.co.za).

## PERFORMANCE NET OF ALL FEES AND EXPENSES

### ILLUSTRATIVE VALUE OF R100,000 INVESTED AT INCEPTION WITH DISTRIBUTIONS REINVESTED



### MONTHLY RETURNS

|        |        |        |        |        |        |
|--------|--------|--------|--------|--------|--------|
| Dec'15 | Jan'16 | Feb'16 | Mar'16 | Apr'16 | May'16 |
| 0.56%  | 0.56%  | 0.55%  | 0.59%  | 0.59%  | 0.62%  |
| Jun'16 | Jul'16 | Aug'16 | Sep'16 | Oct'16 | Nov'16 |
| 0.61%  | 0.63%  | 0.64%  | 0.64%  | 0.64%  | 0.61%  |

### RETURNS TO END NOVEMBER 2016

|                 | Annualised |      | 12 Month Return <sup>1</sup> |        | Cumulative |       |
|-----------------|------------|------|------------------------------|--------|------------|-------|
|                 | Fund       | Bmk  | Highest                      | Lowest | Fund       | Bmk   |
| 1 Year          | 7.5%       | 6.6% | 7.5%                         | 6.8%   | 7.5%       | 6.6%  |
| 3 Years         | 6.8%       | 5.8% | 7.5%                         | 5.6%   | 21.9%      | 18.5% |
| 5 Years         | 6.4%       | 5.4% | 7.5%                         | 5.5%   | 36.1%      | 30.4% |
| Since inception | 6.2%       | 5.4% | 7.5%                         | 5.4%   | 44.8%      | 38.6% |

- Returns in ZAR, on a lump sum investment, net of fees with net distributions reinvested. Source: RECM, Bloomberg.
- Annualised returns are the weighted average compound growth rate earned each year over the given time period. Individual Investor's performances may differ due to fees, actual investment date, dates of reinvestments and dividend withholding taxes.
- <sup>1</sup> Highest/Lowest – reflects the Fund's highest and lowest 12 month performance reported during the given period.

### TER AND TRANSACTION COSTS\*\* (Period Ending 30 September 2016)

|                                | 1 Year      | 3 Years     |
|--------------------------------|-------------|-------------|
| TER                            | 0.2%        | 0.2%        |
| Transaction Costs              | 0.0%        | 0.0%        |
| <b>Total Investment Charge</b> | <b>0.2%</b> | <b>0.2%</b> |

Tel: +27 21 657 3440

Fax: +27 21 674 1088

Email: [info@recm.co.za](mailto:info@recm.co.za)

Website: [www.recm.co.za](http://www.recm.co.za)

Disclosures: Collective Investment Schemes in Securities (CIS) are generally medium to long term investments. The Fund is not a bank deposit account. The value of participatory interests (units) may go down as well as up and past performance is not necessarily a guide to future performance. The Manager does not guarantee the portfolio's capital or its return. CIS are traded at ruling prices and can engage in borrowing and scrip lending. The manager may borrow up to 10% of the market value of the portfolio where insufficient liquidity exists. A schedule of fees and charges and maximum commissions is available on request from the Manager. CIS prices are calculated on a net asset basis, which is the total value of all the assets in the portfolio including any income accruals and less any permissible deductions (Brokerage, STT, VAT, Auditor's fees, Bank Charges, Trustee and Custodian fees and the annual Management fee) from the portfolio divided by the number of participatory interests (units) in issue. Commission and incentives may be paid and if so, would be included in the overall costs. The price of each unit in the RECM Money Market Fund is aimed at a constant value. Forward pricing is used. Different classes of units apply to these portfolios and are subject to different fees and charges. Fluctuations or movements in exchange rates may cause the value of underlying international instruments to go up or down. These portfolios may be closed. Excessive withdrawals from the portfolio may place the portfolio under liquidity pressures; and in such circumstances a process of ring fencing of withdrawal instructions and managed pay-outs over time may be followed.

# RECM MONEY MARKET FUND

Minimum Disclosure Document - Period ended 30 November 2016

# RECM

## Risks associated with investing in the Fund

All investments carry risk. Different investment strategies may carry different levels and kinds of risks depending on the assets held. You should consider the risks listed below in the context of your risk profile, which includes factors such as your investment timeframe, objectives and tolerance for performance volatility, income and age. We do not offer advice, nor does the Fund's investment strategy consider your individual circumstances and we cannot advise that the Fund is suitable for your circumstance.

The Manager does not guarantee the Fund's returns, its liquidity, and repayment of capital, interest nor a rate of return. Assets that are expected to provide the highest long-term returns often have the highest short-term risk. The Funds' investment strategy and the assets it invests in, will determine the Fund's sensitivity to these risk factors.

You should obtain financial advice to determine whether the Fund is suitable for your circumstances before investing in the Fund.

## Total Return

Investors' total returns are made up of interest received and any gain or loss made on any particular instrument; and that in most cases the return will merely have the effect of increasing or decreasing the daily yield, but in cases of abnormal losses it can have the effect of reducing the capital value of the portfolio.

## Yield Calculation

The Fund's yield quoted on an annual effective rate (NACA) basis. The NACA is the effective interest rate an investor can expect to earn over a 12 month period based on the nominal yield of the fund at a point in time. The nominal yield is simply the net interest accrual of all the instruments in the fund divided by the number of units in the fund (the fund NAV). The quoted NACA is always higher than the nominal yield because the calculation is based on an investor re-investing the monthly income distribution back into the fund at the nominal yield. (i.e. The NACA is the compounded annual 12-month rate).

## Interest Rate Risk

This is the possibility that fixed-rate debt instruments may decline in value as a result of a rise in interest rates.

## Credit Risk

Refers to the possibility that a fixed income instrument or money market issuer may not be able to make expected interest payments and/or principal repayment.

## Liquidity Risk

Refers to the possibility that an investor may not be able to invest or disinvest when they want to. This may occur during a period of adverse market trading conditions where the manager may not be able to buy or sell the Fund's investments because opportunities to do so are limited.

## Social/Political/Legislative Risk

Risks associated with the possibility of nationalisation, unfavourable government action or social changes resulting in a loss of value is called social or political risk which may affect the Fund.

## Inflation Risk

The Fund may invest in cash and other fixed income instruments that do not generate sufficient income and capital gains to outperform inflation.

## Key Person Risk

The Fund depends on the expertise of RECM and its investment team. The Fund could be negatively impacted if RECM does not retain key staff.

## Third Party Operational Risk

The Fund's operations depend on third parties. Investors in the Fund may suffer financial loss or disruption in the event of third party operational failure.

## Fees

An annual management fee of 0.15%, excluding VAT is levied monthly on the market value of the RECM Money Market Fund (Class A).

## \*\*Total Expense Ratio (TER) and Transaction Costs

The TER reflects the percentage of this Fund's Net Asset Value that was incurred as expenses relating to the administration of this Fund, including the annual fee and the performance fee and intermediary fee if applicable. A Higher TER does not necessarily imply a poor return, nor does a low TER imply a good return. The current TER may not necessarily be an accurate indication of future TER's. Transaction costs are a necessary cost in administering this Fund and impacts this Fund's returns. It should not be considered in isolation as returns may be impacted by many other factors over time including market returns, the type of financial product, the investment decisions of the investment manager and the TER. The TER and Transaction costs are a measure of the actual expenses incurred by this Fund over a 3 year period (annualised). If this Fund is between 1 and 3 years old, the TER and Transaction Costs are calculated using the actual expenses incurred since the inception of this Fund. The sum of the TER and Transactions Costs is shown as the Total Investment Charge overleaf; these costs all being VAT inclusive.

## Manager

RECM Collective Investments (Pty) Ltd  
P O Box 45040, Claremont, 7735  
Company Reg 2004/027540/07  
Registered under the Collective Investment  
Schemes Control Act, 2002

## Investment Manager

Regarding Capital Management (Pty) Ltd (FSP No 18834)  
Authorised under the Financial Advisory and  
Intermediary Services Act, 2002 to act in such capacity

## Trustee

The Standard Bank of South Africa Limited  
P O Box 54  
Cape Town, 8000

## Bloomberg Ticker

RCCMMKT SJ

## ISIN

ZAE000149886

## Transaction Cut Off Time

11h00 Daily

## Fund Valuation Time

Prior to 18h00 Daily

## Document Issue Date

6 December 2016