

PRESCIENT RECM GLOBAL FEEDER FUND (Class A)

Minimum Disclosure Document - Period ended 31 December 2016

RECM

The Prescient RECM Global Feeder Fund is a Rand denominated unit trust fund that provides local investors with access to the RECM Global Fund (Master Fund). The Master Fund is a US dollar denominated global fund that may invest in a wide array of assets without any restrictions. The Master Fund's aim is to generate returns significantly greater than US inflation and commensurate with equities over the long term. The Master Fund invests mainly in large global companies at a significant discount to intrinsic value, while using the flexibility of the mandate to protect capital and enhance returns by investing in other mispriced global assets from time to time. We consider risk as the possibility of losing money, not in terms of volatility. Our main risk management tool is our investment philosophy. As value investors, we aim to buy and hold good quality companies and do so with a margin of safety. Our ability to move between asset classes assists in reducing risk.

Portfolio Managers	Piet Viljoen, Wilhelm Hertzog & Paul Whitburn
ASISA Sector	Global Multi Asset Flexible
Fund Launch Date	16 July 2014
Inception Date (Class A)	24 July 2014
Total Fund Size	R506.0 million
Fund Size (Class A)	R218.4 million
Master Fund Size (RECM Global Fund)	US \$153.7 million

Min. Investment	R10,000 initial investment
Initial Fee	No initial fee
Annual Fee**	0.25% (excl. VAT)
Intermediary Fee**	0.0% (excl. VAT)
Income Declarations	Annually on 31st March
Benchmark	US CPI + 6% p.a. measured in ZAR

PORTFOLIO DETAIL

FUND RISK PROFILE

LOW	LOW-MODERATE	MODERATE	MODERATE-HIGH	HIGH
-----	--------------	----------	---------------	------

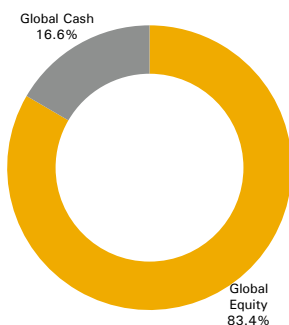
The Fund invests in the RECM Global Fund which has a moderate to high risk profile as its portfolio is actively managed across global equities, bonds, cash and listed property assets. The Fund is less risky than a pure equity strategy while subject to the volatility of equity and currency markets.

Asset Allocation (%)	
RECM Global Fund	97.7
SA Cash	2.3
Total	100.0

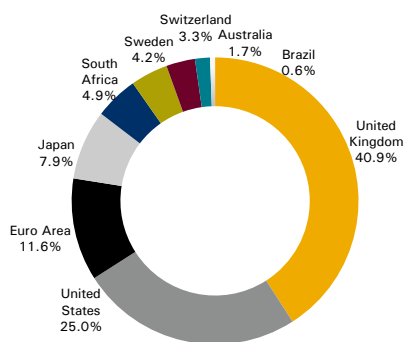
MASTER FUND TOP TEN HOLDINGS (%)

December 2016		December 2015	
Tesco PLC	4.9	Tesco PLC	4.9
Alfa Laval Ab	4.2	American Intl Group	3.7
Inpex Corp	4.0	Mail.ru Group Ltd	3.7
Aggreko Plc	3.7	Serco Group PLC	3.6
Berkshire Hathaway Inc	3.6	WM Morrison Supermarkets PLC	3.6
Impala Platinum Holdings Ltd	3.4	Inpex Corp	3.5
Sonae	3.3	Standard Chartered PLC	3.4
Serco Group PLC	3.2	Coach Inc	3.1
Standard Chartered PLC	3.2	Anglo American Plc	2.8
Coach Inc	3.1	Bhp Billiton Plc	2.7
Total	36.6	Total	35.0

MASTER FUND ASSET EXPOSURE (%)

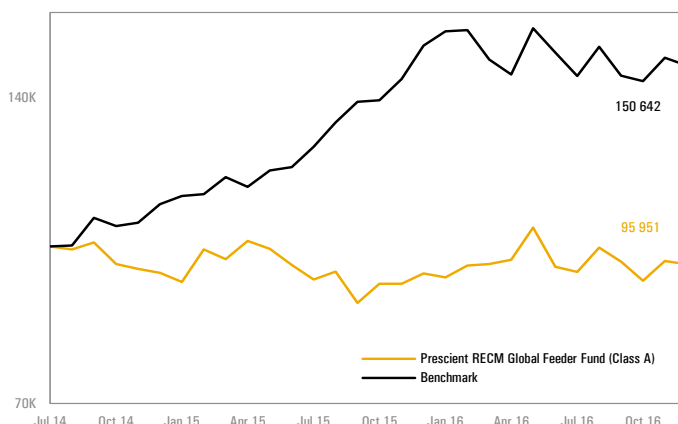


MASTER FUND REGIONAL EXPOSURE (%)



PERFORMANCE NET OF ALL FEES AND EXPENSES

ILLUSTRATIVE VALUE OF R100,000 INVESTED AT INCEPTION



RETURNS TO END DECEMBER 2016

	Annualised		12 Month Return ¹		Cumulative	
	Fund	Bmk	Highest	Lowest	Fund	Bmk
1 Year	2.1%	-4.5%	9.8%	-4.2%	2.1%	-4.5%
Since inception	-1.7%	18.5%	9.8%	-12.8%	-4.0%	50.6%

- Returns in ZAR, on a lump sum investment, NAV-NAV, net of fees with net distributions reinvested. Source: RECM.
- Annualised returns are the weighted average compound growth rate earned each year over the given time period.
- Individual Investor's performances may differ due to fees, actual investment date, dates of reinvestments and dividend withholding taxes.
- ¹ Highest/Lowest – reflects the Fund's highest and lowest 12 month performance reported during the given period.

INCOME DISTRIBUTIONS

Distribution Date is 31 March

	31 Mar 16
Class A	0.0 cpu

If the income earned in the form of dividends and interest exceeds the total expenses, the Fund will make a distribution. (cpu = cents per participatory unit)

TER AND TRANSACTION COSTS ** (Period Ending 30 September 2016)

	1 Year	3 Years
TER	1.4%	1.4%
Transaction Costs	0.2%	0.2%
Total Investment Charge	1.6%	1.6%

WWW.RECM.CO.ZA

Investors can access, free of charge, daily fund prices, quarterly reports, brochures, minimum disclosure documents, annual fund reports, application forms and investment insights on our website at www.recm.co.za.

Tel: +27 21 657 3440

Fax: +27 21 674 1088

Email: info@recm.co.za

Website: www.recm.co.za

Disclosures: Collective Investment Schemes in Securities (CIS) should be considered as medium-to long-term investments. The Manager does not provide any guarantee either with respect to the capital or the return of the Fund. The value of participatory interests (units) may go up as well as down and past performance is not necessarily a guide to future performance. CIS are traded at ruling prices and can engage in borrowing and scrip lending. The manager may borrow up to 10% of the market value of the portfolio where insufficient liquidity exists. Forward pricing is used. Fluctuations or movements in exchange rates may cause the value of any underlying international investments to go up and down. These portfolios may be closed. CIS prices are calculated on a net asset basis, which is the total value of all the assets in the portfolio including any income accruals and less any permissible deductions (Brokerage, STT, VAT, Auditor's fees, Bank Charges, Trustee and Custodian fees and the annual Management fee) from the portfolio divided by the number of participatory interests (units) in issue. A schedule of fees, charges and maximum commissions is available on request from the management company. Commission and incentives may be paid and if so, would be included in the overall costs. Prices are published daily and are available at www.prescient.co.za. A feeder fund is a portfolio that invests in a single portfolio of a CIS, which levies its own charges and which could result in a higher fee structure for the feeder fund. Different classes of units may apply in a portfolio and are subject to different fees and charges.

PRESCIENT

A MEMBER OF THE ASSOCIATION FOR SAVINGS & INVESTMENT SA

PRESCIENT RECM GLOBAL FEEDER FUND

Minimum Disclosure Document - Period ended 31 December 2016

RECM

Risks associated with investing in the Fund

All investments carry risk. Different investment strategies may carry different levels and kinds of risks depending on the assets held. You should consider the risks listed below in the context of your risk profile, which includes factors such as your investment timeframe, objectives and tolerance for performance volatility, income and age. We do not offer advice, nor does the Fund's investment strategy consider your individual circumstances and we cannot advise that the Fund is suitable for your circumstance.

The Manager does not guarantee the Fund's returns, its liquidity, and repayment of capital, interest nor a rate of return. Assets that are expected to provide the highest long-term returns often have the highest short-term risk. The Fund's investment strategy and the assets it invests in, will determine the Fund's sensitivity to these risk factors.

You should obtain financial advice to determine whether the Fund is suitable for your circumstances before investing in the Fund.

Sharemarket and Business Risk

The Fund may experience losses due to factors that affect the overall performance of the financial markets. The Fund holds securities issued by individual companies and are subject to the business risks specific to them, including sales volumes, profit margins, input costs, competition, economic climate and government regulations. The companies may also have exposure to specific financial risk, liquidity risk, market risk, exchange-rate risk and country-specific risks.

Interest Rate Risk

This is the possibility that fixed-rate debt instruments may decline in value as a result of a rise in interest rates.

Credit Risk

Refers to the possibility that a bond issuer may not be able to make expected interest payments and/or principal repayment.

Liquidity Risk

Refers to the possibility that an investor may not be able to invest or disinvest when they want to. This may occur during a period of adverse market trading conditions where the manager may not be able to buy or sell the Fund's investments because opportunities to do so are limited.

Social/Political/Legislative Risk

Risks associated with the possibility of nationalisation, unfavourable government action or social changes resulting in a loss of value is called social or political risk which may affect the Fund.

Currency/Exchange Rate Risk

Currency or exchange rate risk is a form of risk that arises from the change in price of one currency against another. The constant fluctuations in the foreign currency in which an investment is denominated relative to the currency in which the Fund is denominated may add risk to the value of a security.

International Risks

International investments or investments in foreign securities could be accompanied by additional risks such as potential constraints on liquidity and repatriation of funds, macroeconomic risk, political risk, foreign exchange risk, tax risk, settlement risk as well as potential limitations on the availability of market information.

Inflation Risk

The Fund may hold investments that do not generate sufficient income and capital gains to outperform inflation.

Key Person Risk

The Fund depends on the expertise of RECM and its investment team. The Fund could be negatively impacted if RECM does not retain key staff.

Third Party Operational Risk

The Fund's operations depend on third parties. Investors in the Fund may suffer financial loss or disruption in the event of third party operational failure.

Fees

An annual management fee (determined by the investor's selected unit class above) is levied monthly on the market value of the Prescient RECM Global Feeder Fund. The Fund invests in the Guernsey-domiciled RECM Global Fund which is an associated collective investment schemes. The RECM Global Fund levies its own charges which are charged separately and in addition to the Prescient RECM Global Feeder Fund.

**Total Expense Ratio (TER) and Transaction Costs

The TER reflects the percentage of this Fund's Net Asset Value that was incurred as expenses relating to the administration of this Fund, including the annual fee and the performance fee and intermediary fee if applicable. A Higher TER does not necessarily imply a poor return, nor does a low TER imply a good return. The current TER may not necessarily be an accurate indication of future TER's. Transaction costs are a necessary cost in administering this Fund and impacts this Fund's returns. It should not be considered in isolation as returns may be impacted by many other factors over time including market returns, the type of financial product, the investment decisions of the investment manager and the TER. The TER and Transaction costs are a measure of the actual expenses incurred by this Fund over a 3 year period (annualised). If this Fund is between 1 and 3 years old, the TER and Transaction Costs are calculated using the actual expenses incurred since the inception of this Fund. The sum of the TER and Transactions Costs is shown as the Total Investment Charge overleaf; these costs all being VAT inclusive.

Manager

Prescient Management Company (RF) (Pty) Ltd
P O Box 31142, Tokai, 7966
Company Reg 2002/022560/07
Registered under the Collective Investment
Schemes Control Act, 2002

Investment Manager

Regarding Capital Management (Pty) Ltd (FSP No 18834)
Authorised under the Financial Advisory and
Intermediary Services Act, 2002 to act in such capacity

Trustee

Nedbank Investor Services
2nd Floor, 16 Constantia Boulevard,
Constantia Kloof, Roodepoort, 1709

Bloomberg Ticker

PRREGLF SJ

ISIN

ZAE000193165

Transaction Cut Off Time

13h00 Daily

Fund Valuation Time

15h00 Daily

Document Issue Date

9 January 2017

RECM BALANCED FUND (Class A)

Minimum Disclosure Document - Period ended 31 December 2016

RECM

The RECM Balanced Fund is a unit trust which offers investors medium to long term income and capital growth by actively investing in a mix of local and global equities, bonds, property and cash. A maximum of 75% of the Fund's assets may be invested in equities and a maximum of 25% globally. The Fund complies with Regulation 28 of the South African Pension Funds Act. We consider risk as the possibility of losing money, not in terms of volatility. Our main risk management tool is our investment philosophy. As value investors, we aim to buy and hold good quality companies and do so with a margin of safety. Our ability to move between asset classes assists in reducing risk.

Portfolio Managers	Piet Viljoen, Wilhelm Hertzog & Paul Whitburn
ASISA Sector	South African Multi Asset High Equity
Regulation 28	Complies
Fund Launch Date	15 February 2010
Inception Date (Class A)	1 July 2011
Total Fund Size	R53.4 million
Fund Size (Class A)	R53.4 million

Min. Investment	R10,000 initial investment
Initial Fee	No initial fee
Annual Fee**	0.9% (excl. VAT)
Performance Fee**	Not Applicable
Income Declarations	31 March, 30 June, 30 September, 31 December
Benchmark (Bmk)*	SA CPI + 5% p.a

PORTFOLIO DETAIL

*The Fund's benchmark is SA Inflation + 5% p.a. Prior to 1 February 2014 the Fund's benchmark was SA Inflation + 6% p.a.

FUND RISK PROFILE

LOW	LOW-MODERATE	MODERATE	MODERATE-HIGH	HIGH
-----	--------------	-----------------	---------------	------

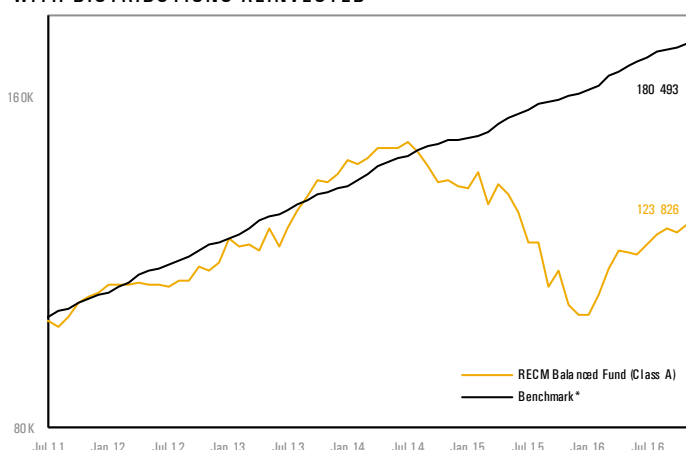
The Fund has a moderate risk profile as it is actively managed across a diversified portfolio of South African and global equities, bonds, cash and listed property assets.

TOP TEN HOLDINGS (%)

December 2016		December 2015	
Hosken Cons Investments Ltd	4.6	Anglo American Plc	3.8
Impala Platinum Holdings Ltd	4.0	Impala Platinum Holdings Ltd	3.6
RECM & Calibre Ltd	3.3	Hosken Cons Investments Ltd	3.2
MTN Group Ltd	3.1	Standard Bank Group Ltd	2.9
Standard Bank Group Ltd	2.8	Sasol Ltd	2.5
Anglo Platinum Ltd	2.0	Bhp Billiton Plc	2.4
Bhp Billiton Plc	1.7	Anglo Platinum Ltd	2.4
Sasol Ltd	1.5	RECM & Calibre Ltd	2.3
Compagnie Financiere Richemont	1.5	Blue Label Telecomms Ltd	2.2
Allied Electronics Corp Ltd	1.4	Iliad Africa Ltd	2.0
Total	25.9	Total	27.3

PERFORMANCE NET OF ALL FEES AND EXPENSES

ILLUSTRATIVE VALUE OF R100,000 INVESTED AT INCEPTION WITH DISTRIBUTIONS REINVESTED



RETURNS TO END DECEMBER 2016

	Annualised		12 Month Return ¹		Cumulative	
	Fund	Bmk	Highest	Lowest	Fund	Bmk
1 Year	22.2%	11.9%	22.2%	-23.3%	22.2%	11.9%
3 Years	-3.1%	11.0%	24.0%	-23.8%	-8.9%	36.7%
5 Years	3.1%	11.3%	24.0%	-23.8%	16.6%	70.8%
Since inception	4.0%	11.3%	24.0%	-23.8%	23.8%	80.5%

- Returns in ZAR, on a lump sum investment, NAV-NAV, net of fees with net distributions reinvested. Source: RECM.
- Annualised returns are the weighted average compound growth rate earned each year over the given time period. Individual Investor's performances may differ due to fees, actual investment date, dates of reinvestments and dividend withholding taxes.

¹ Highest/Lowest – reflects the Fund's highest and lowest 12 month performance reported during the given period.

INCOME DISTRIBUTIONS

Distribution Dates are 31 March, 30 June, 30 September and 31 December

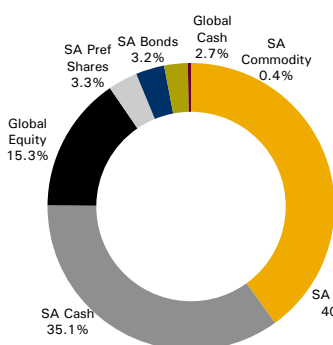
	31 Dec 16	30 Sep 16	30 Jun 16	31 Mar 16
A Class	0.5 cpu	0.0 cpu	0.0 cpu	0.0 cpu

If the income earned in the form of dividends and interest exceeds the total expenses, the Fund will make a distribution. (cpu = cents per participatory unit)

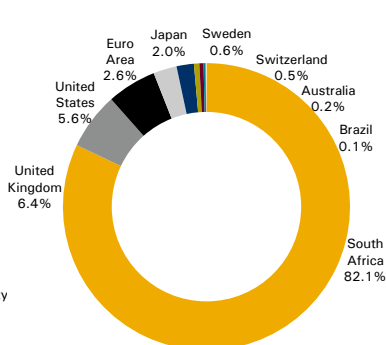
TER AND TRANSACTION COSTS ** (Period Ending 30 September 2016)

	1 Year	3 Years
TER	2.8%	3.3%
Performance Fee (included in TER above)	0.0%	0.1%
Transaction Costs	0.9%	0.6%
Total Investment Charge	3.7%	3.9%

ASSET EXPOSURE (%)



REGIONAL EXPOSURE (%)



WWW.RECM.CO.ZA

Investors can access, free of charge, daily fund prices, quarterly reports, brochures, minimum disclosure documents, annual fund reports, application forms and investment insights on our website at www.recm.co.za.

Tel: +27 21 657 3440

Fax: +27 21 674 1088

Email: info@recm.co.za

Website: www.recm.co.za

Disclosures: Collective Investment Schemes in Securities (CIS) should be considered as medium-to long-term investments. The Manager does not provide any guarantee either with respect to the capital or the return of the Fund. The value of participatory interests (units) may go up as well as down and past performance is not necessarily a guide to future performance. CIS are traded at ruling prices and can engage in borrowing and scrip lending. The manager may borrow up to 10% of the market value of the portfolio where insufficient liquidity exists. Forward pricing is used. Fluctuations or movements in exchange rates may cause the value of any underlying international investments to go up and down. These portfolios may be closed. CIS prices are calculated on a net asset basis, which is the total value of all the assets in the portfolio including any income accruals and less any permissible deductions (Brokerage, STT, VAT, Auditor's fees, Bank Charges, Trustee and Custodian fees and the annual Management fee) from the portfolio divided by the number of participatory interests (units) in issue. A schedule of fees, charges and maximum commissions is available on request from the management company. Commission and incentives may be paid and if so, would be included in the overall costs. Different classes of units may apply in a portfolio and are subject to different fees and charges.

RECM BALANCED FUND

Minimum Disclosure Document - Period ended 31 December 2016

RECM

Risks associated with investing in the Fund

All investments carry risk. Different investment strategies may carry different levels and kinds of risks depending on the assets held. You should consider the risks listed below in the context of your risk profile, which includes factors such as your investment timeframe, objectives and tolerance for performance volatility, income and age. We do not offer advice, nor does the Fund's investment strategy consider your individual circumstances and we cannot advise that the Fund is suitable for your circumstance.

The Manager does not guarantee the Fund's returns, its liquidity, and repayment of capital, interest nor a rate of return. Assets that are expected to provide the highest long-term returns often have the highest short-term risk. The Fund's investment strategy and the assets it invests in, will determine the Fund's sensitivity to these risk factors.

You should obtain financial advice to determine whether the Fund is suitable for your circumstances before investing in the Fund.

Sharemarket and Business Risk

The Fund may experience losses due to factors that affect the overall performance of the financial markets. The Fund holds securities issued by individual companies and are subject to the business risks specific to them, including sales volumes, profit margins, input costs, competition, economic climate and government regulations. The companies may also have exposure to specific financial risk, liquidity risk, market risk, exchange-rate risk and country-specific risks.

Interest Rate Risk

This is the possibility that fixed-rate debt instruments may decline in value as a result of a rise in interest rates.

Credit Risk

Refers to the possibility that a bond issuer may not be able to make expected interest payments and/or principal repayment.

Liquidity Risk

Refers to the possibility that an investor may not be able to invest or disinvest when they want to. This may occur during a period of adverse market trading conditions where the manager may not be able to buy or sell the Fund's investments because opportunities to do so are limited.

Social/Political/Legislative Risk

Risks associated with the possibility of nationalisation, unfavourable government action or social changes resulting in a loss of value is called social or political risk which may affect the Fund.

Currency/Exchange Rate Risk

Currency or exchange rate risk is a form of risk that arises from the change in price of one currency against another. The constant fluctuations in the foreign currency in which an investment is denominated relative to the currency in which the Fund is denominated may add risk to the value of a security.

International Risks

International investments or investments in foreign securities could be accompanied by additional risks such as potential constraints on liquidity and repatriation of funds, macroeconomic risk, political risk, foreign exchange risk, tax risk, settlement risk as well as potential limitations on the availability of market information.

Inflation Risk

The Fund may invest in cash and bonds, in South Africa or globally, that do not generate sufficient income and capital gains to outperform inflation.

Key Person Risk

The Fund depends on the expertise of RECM and its investment team. The Fund could be negatively impacted if RECM does not retain key staff.

Third Party Operational Risk

The Fund's operations depend on third parties. Investors in the Fund may suffer financial loss or disruption in the event of third party operational failure.

Fees

An annual management fee (determined by the investor's selected unit class above) is levied monthly on the market value of the Fund. An annual performance fee of 20% is levied on returns (net of fees) in excess of the Performance Hurdle. Performance fees are calculated and accrued daily. While the performance fee accrual is calculated daily, for inclusion in the daily unit price, it will only be paid should the Manager outperform the performance fee hurdle over a 60-month rolling period. The performance fee is in addition to the annual management fee. No maximum is set for the performance fee. The Fund may invest in the Guernsey-domiciled RECM Global Fund and RECM Global Equity Fund, which are associated collective investment schemes, however there will be no additional investor fees connected with these investments.

**Total Expense Ratio (TER) and Transaction Costs

The TER reflects the percentage of this Fund's Net Asset Value that was incurred as expenses relating to the administration of this Fund, including the annual fee and the performance fee and intermediary fee if applicable. A Higher TER does not necessarily imply a poor return, nor does a low TER imply a good return. The current TER may not necessarily be an accurate indication of future TER's. Transaction costs are a necessary cost in administering this Fund and impacts this Fund's returns. It should not be considered in isolation as returns may be impacted by many other factors over time including market returns, the type of financial product, the investment decisions of the investment manager and the TER. The TER and Transaction costs are a measure of the actual expenses incurred by this Fund over a 3 year period (annualised). If this Fund is between 1 and 3 years old, the TER and Transaction Costs are calculated using the actual expenses incurred since the inception of this Fund. The sum of the TER and Transactions Costs is shown as the Total Investment Charge overleaf; these costs all being VAT inclusive.

Manager

RECM Collective Investments (Pty) Ltd
P O Box 45040, Claremont, 7735
Company Reg 2004/027540/07
Registered under the Collective Investment
Schemes Control Act, 2002

Investment Manager

Regarding Capital Management (Pty) Ltd (FSP No 18834)
Authorised under the Financial Advisory and
Intermediary Services Act, 2002 to act in such capacity

Trustee

The Standard Bank of South Africa Limited
P O Box 54
Cape Town, 8000

ISIN

ZAE000149811

Transaction Cut Off Time

14h00 Daily

Fund Valuation Time

15h00 Daily

Document Issue Date

9 January 2017

RECM EQUITY FUND (Class B)

Minimum Disclosure Document - Period ended 31 December 2016

RECM

The RECM Equity Fund is a unit trust which invests exclusively in South African equities. The Fund's aim is to outperform the South African equity market over the long term by selecting shares based on a value philosophy. We consider risk as the possibility of losing money, not in terms of volatility. Our main risk management tool is our investment philosophy. As value investors, we aim to buy and hold good quality companies and do so with a margin of safety.

Portfolio Managers	Piet Viljoen, Wilhelm Hertzog & Paul Whitburn
ASISA Sector	South Africa Equity General*
Fund Launch Date	2 March 2005
Inception Date (Class B)	2 March 2005
Total Fund Size	R71.5 million
Fund Size (Class B)	R16.9 million
Benchmark (Bmk)	FTSE/JSE All Share Index

Min. Investment	R150,000 initial investment
Initial Fee	No initial fee
Annual Fee**	1.0% (excl. VAT)
Intermediary Fee**	0.0% (excl. VAT)
Performance Hurdle	FTSE/JSE All Share Index + 2.5% p.a.
Performance Fee**	20% of the outperformance of the hurdle over 5 year rolling periods

PORTFOLIO DETAIL

*The RECM Equity Fund was classified as South Africa Equity General with effect from 28 February 2014. From inception in March 2005 to June 2009, the Fund was classified as South Africa Equity General and from June 2009 to February 2014 as South Africa Multi Asset Flexible.

FUND RISK PROFILE

LOW	LOW-MODERATE	MODERATE	MODERATE-HIGH	HIGH
-----	--------------	----------	---------------	------

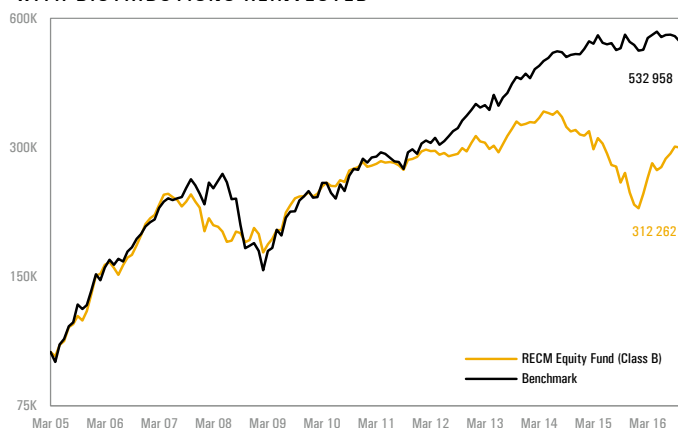
The Fund has a high risk profile as it is actively managed across a diversified portfolio of South African equities, listed property and cash assets.

TOP TEN HOLDINGS (%)

December 2016		December 2015	
RECM & Calibre Ltd	7.4	RECM & Calibre Ltd	7.1
Hosken Cons Investments Ltd	6.9	Standard Bank Group Ltd	5.7
Impala Platinum Holdings Ltd	5.6	Anglo American Plc	5.4
Standard Bank Group Ltd	4.7	Blue Label Telecomms Ltd	5.3
MTN Group Ltd	4.4	Impala Platinum Holdings Ltd	4.9
Sasol Ltd	3.2	Hosken Cons Investments Ltd	4.7
Astrapak Ltd	2.9	Sasol Ltd	4.5
Anglo Platinum Ltd	2.8	Iliad Africa Ltd	4.0
Allied Electronics Corporation Ltd	2.7	Anglo Platinum Ltd	3.4
Compagnie Financiere Richemont	2.4	Bhp Billiton PLC	3.1
Total	43.0	Total	48.1

PERFORMANCE NET OF ALL FEES AND EXPENSES

ILLUSTRATIVE VALUE OF R100,000 INVESTED AT INCEPTION WITH DISTRIBUTIONS REINVESTED



RETURNS TO END DECEMBER 2016

	Annualised		12 Month Return ¹		Cumulative	
	Fund	Bmk	Highest	Lowest	Fund	Bmk
1 Year	41.6%	2.6%	41.6%	-32.2%	41.6%	2.6%
3 Years	-2.8%	6.2%	41.6%	-32.2%	-8.2%	19.6%
5 Years	1.8%	13.0%	41.6%	-32.2%	9.6%	84.0%
10 Years	4.6%	10.5%	51.7%	-32.2%	57.1%	171.5%
Since inception	10.2%	15.3%	65.8%	-32.2%	212.3%	433.0%

- Returns in ZAR, on a lump sum investment, NAV-NAV, net of fees with net distributions reinvested. Source: RECM.
- Annualised returns are the weighted average compound growth rate earned each year over the given time period. Individual Investor's performances may differ due to fees, actual investment date, dates of reinvestments and dividend withholding taxes.

¹ Highest/Lowest – reflects the Fund's highest and lowest 12 month performance reported during the given period.

INCOME DISTRIBUTIONS

Distribution Dates are 31 March and 30 September

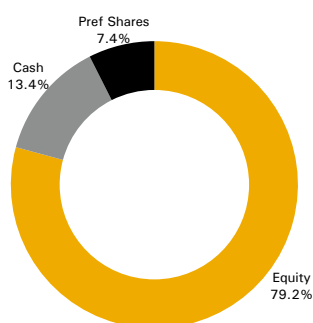
	30 Sep 16	31 Mar 16
Class B	22.4 cpu	13.7 cpu

If the income earned in the form of dividends and interest exceeds the total expenses, the Fund will make a distribution. (cpu = cents per participatory unit)

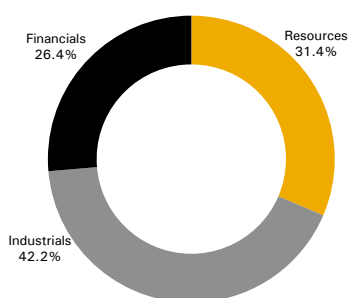
TER AND TRANSACTION COSTS** (Period Ending 30 September 2016)

	1 Year	3 Years
TER	1.3%	1.3%
Performance Fee (included in TER above)	0.0%	0.0%
Transaction Costs	0.3%	0.3%
Total Investment Charge	1.6%	1.6%

ASSET EXPOSURE (%)



SECTOR EXPOSURE (%)



WWW.RECM.CO.ZA

Investors can access, free of charge, daily fund prices, quarterly reports, brochures, minimum disclosure documents, annual fund reports, application forms and investment insights on our website at www.recm.co.za.

Tel: +27 21 657 3440

Fax: +27 21 674 1088

Email: info@recm.co.za

Website: www.recm.co.za

Disclosures: Collective Investment Schemes in Securities (CIS) should be considered as medium-to long-term investments. The Manager does not provide any guarantee either with respect to the capital or the return of the Fund. The value of participatory interests (units) may go up as well as down and past performance is not necessarily a guide to future performance. CIS are traded at ruling prices and can engage in borrowing and scrip lending. The manager may borrow up to 10% of the market value of the portfolio where insufficient liquidity exists. Forward pricing is used. Fluctuations or movements in exchange rates may cause the value of any underlying international investments to go up and down. These portfolios may be closed. CIS prices are calculated on a net asset basis, which is the total value of all the assets in the portfolio including any income accruals and less any permissible deductions (Brokerage, STT, VAT, Auditor's fees, Bank Charges, Trustee and Custodian fees and the annual Management fee) from the portfolio divided by the number of participatory interests (units) in issue. A schedule of fees, charges and maximum commissions is available on request from the management company. Commission and incentives may be paid and if so, would be included in the overall costs. Different classes of units may apply in a portfolio and are subject to different fees and charges.

RECM EQUITY FUND

Minimum Disclosure Document - Period ended 31 December 2016

RECM

Risks associated with investing in the Fund

All investments carry risk. Different investment strategies may carry different levels and kinds of risks depending on the assets held. You should consider the risks listed below in the context of your risk profile, which includes factors such as your investment timeframe, objectives and tolerance for performance volatility, income and age. We do not offer advice, nor does the Fund's investment strategy consider your individual circumstances and we cannot advise that the Fund is suitable for your circumstance.

The Manager does not guarantee the Fund's returns, its liquidity, and repayment of capital, interest nor a rate of return. Assets that are expected to provide the highest long-term returns often have the highest short-term risk. The Fund's investment strategy and the assets it invests in, will determine the Fund's sensitivity to these risk factors.

You should obtain financial advice to determine whether the Fund is suitable for your circumstances before investing in the Fund.

Sharemarket and Business Risk

The Fund may experience losses due to factors that affect the overall performance of the financial markets. The Fund holds securities issued by individual companies and are subject to the business risks specific to them, including sales volumes, profit margins, input costs, competition, economic climate and government regulations. The companies may also have exposure to specific financial risk, liquidity risk, market risk, exchange-rate risk and country-specific risks.

Interest Rate Risk

This is the possibility that fixed-rate debt instruments may decline in value as a result of a rise in interest rates.

Credit Risk

Refers to the possibility that a bond issuer may not be able to make expected interest payments and/or principal repayment.

Liquidity Risk

Refers to the possibility that an investor may not be able to invest or disinvest when they want to. This may occur during a period of adverse market trading conditions where the manager may not be able to buy or sell the Fund's investments because opportunities to do so are limited.

Social/Political/Legislative Risk

Risks associated with the possibility of nationalisation, unfavourable government action or social changes resulting in a loss of value is called social or political risk which may affect the Fund.

Inflation Risk

The Fund may hold investments that do not generate sufficient income and capital gains to outperform inflation.

Key Person Risk

The Fund depends on the expertise of RECM and its investment team. The Fund could be negatively impacted if RECM does not retain key staff.

Third Party Operational Risk

The Fund's operations depend on third parties. Investors in the Fund may suffer financial loss or disruption in the event of third party operational failure.

Fees

An annual management fee (determined by the investor's selected unit class above) is levied monthly on the market value of the Fund. An annual performance fee of 20% is levied on returns (net of fees) in excess of the Performance Hurdle. Performance fees are calculated and accrued daily. While the performance fee accrual is calculated daily, for inclusion in the daily unit price, it will only be paid should the Manager outperform the performance fee hurdle over a 60-month rolling period. The performance fee is in addition to the annual management fee. No maximum is set for the performance fee. The Fund may invest in the Guernsey-domiciled RECM Global Fund and RECM Global Equity Fund, which are associated collective investment schemes, however there will be no additional investor fees connected with these investments.

**Total Expense Ratio (TER) and Transaction Costs

The TER reflects the percentage of this Fund's Net Asset Value that was incurred as expenses relating to the administration of this Fund, including the annual fee and the performance fee and intermediary fee if applicable. A Higher TER does not necessarily imply a poor return, nor does a low TER imply a good return. The current TER may not necessarily be an accurate indication of future TER's. Transaction costs are a necessary cost in administering this Fund and impacts this Fund's returns. It should not be considered in isolation as returns may be impacted by many other factors over time including market returns, the type of financial product, the investment decisions of the investment manager and the TER. The TER and Transaction costs are a measure of the actual expenses incurred by this Fund over a 3 year period (annualised). If this Fund is between 1 and 3 years old, the TER and Transaction Costs are calculated using the actual expenses incurred since the inception of this Fund. The sum of the TER and Transactions Costs is shown as the Total Investment Charge overleaf; these costs all being VAT inclusive.

Manager

RECM Collective Investments (Pty) Ltd
P O Box 45040, Claremont, 7735
Company Reg 2004/027540/07
Registered under the Collective Investment
Schemes Control Act, 2002

Investment Manager

Regarding Capital Management (Pty) Ltd (FSP No 18834)
Authorised under the Financial Advisory and
Intermediary Services Act, 2002 to act in such capacity

Trustee

The Standard Bank of South Africa Limited
P O Box 54
Cape Town, 8000

Bloomberg Ticker

CMCCOEQ.SJ

ISIN

ZAE000141768

Transaction Cut Off Time

14h00 Daily

Fund Valuation Time

15h00 Daily

Document Issue Date

9 January 2017

RECM GLOBAL FUND (Class A)

Minimum Disclosure Document - Period ended 31 December 2016

RECM

The RECM Global Fund is a US dollar denominated global fund that may invest in a wide array of assets. The Fund's aim is to generate returns significantly greater than US inflation and commensurate with global equities over the long term. The Fund invests mainly in global companies at a significant discount to intrinsic value, while using the flexibility of the mandate to protect capital and enhance returns by investing in other mispriced global assets from time to time. We consider risk as the possibility of losing money, not in terms of volatility. Our main risk management tool is our investment philosophy. As value investors, we aim to buy and hold good quality companies and do so with a margin of safety. Our ability to move between asset classes assists in reducing risk.

Portfolio Managers	Piet Viljoen, Wilhelm Hertzog & Paul Whitburn
ASISA Sector	Global Multi Asset Flexible
Domicile	Guernsey
Fund Currency	US dollars
Fund Launch Date	31 January 2006
Inception Date (Class A)	31 March 2006
Total Fund Size	US \$153.7 million
Fund Size (Class A)	US \$87.7 million
Min. Investment	US \$50,000 initial investment

Initial Fee	No initial fee
Annual Fee**	1.0%
Intermediary Fee**	0.0%
Performance Fee**	20% of the outperformance of the hurdle over 5 year rolling periods
Benchmark (Bmk)*	US CPI + 6% p.a.
Performance Hurdle	US CPI + 8% p.a.
Income Declarations	None

PORTFOLIO DETAIL

*The Fund's benchmark is US CPI + 6% p.a. and the performance fee hurdle is US CPI + 8% p.a. Prior to 1 January 2014, the Fund's benchmark and performance fee hurdle was the MSCI World Index TR and the MSCI World Index TR + 2.5% respectively.

This minimum disclosure document displays the minimum information pertaining to the RECM Global Fund and it must be read in conjunction with the Fund's Offering Memorandum and Schedule of Similarities and Differences available at www.recm.co.za. The Fund is registered in South Africa as an approved foreign collective investment scheme.

FUND RISK PROFILE

LOW	LOW-MODERATE	MODERATE	MODERATE-HIGH	HIGH
-----	--------------	----------	---------------	------

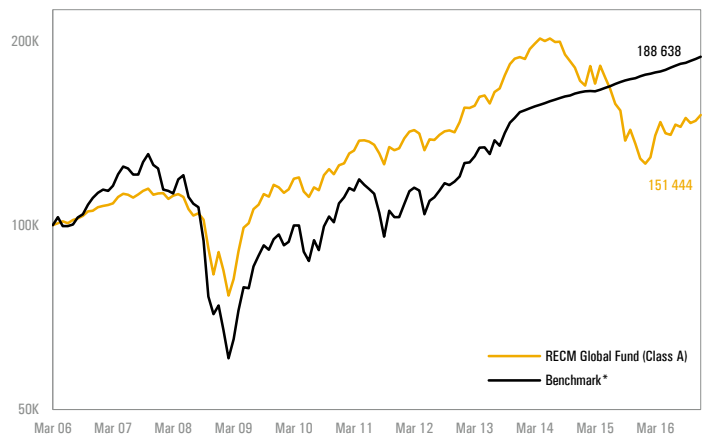
The Fund has a moderate to high risk profile as it is actively managed across global equities, bonds, cash and listed property assets. The Fund is less risky than a pure equity strategy while subject to the volatility of equity and currency markets.

TOP TEN HOLDINGS (%)

December 2016		December 2015	
Tesco PLC	4.9	Tesco PLC	4.9
Alfa Laval Ab	4.2	American Intl Group	3.7
Inpex Corp	4.0	Mail.ru Group Ltd	3.7
Aggreko Plc	3.7	Serco Group PLC	3.6
Berkshire Hathaway Inc	3.6	WM Morrison Supermarkets PLC	3.6
Impala Platinum Holdings Ltd	3.4	Inpex Corp	3.5
Sonae	3.3	Standard Chartered PLC	3.4
Serco Group PLC	3.2	Coach Inc	3.1
Standard Chartered PLC	3.2	Anglo American Plc	2.8
Coach Inc	3.1	Bhp Billiton Plc	2.7
Total	36.6	Total	35.0

PERFORMANCE NET OF ALL FEES AND EXPENSES

ILLUSTRATIVE VALUE OF US \$100,000 INVESTED AT INCEPTION



RETURNS TO END DECEMBER 2016

	Annualised		12 Month Return ¹		Cumulative	
	Fund	Bmk	Highest	Lowest	Fund	Bmk
1 Year	17.9%	7.7%	17.9%	-29.0%	17.9%	7.7%
3 Years	-7.0%	7.2%	27.7%	-29.0%	-19.6%	23.2%
5 Years	2.5%	12.8%	31.9%	-29.0%	13.3%	82.9%
10 Years	3.5%	5.3%	49.2%	-30.5%	41.5%	66.8%
Since inception	3.9%	6.1%	49.2%	-30.5%	51.4%	88.6%

* Returns in USD, on a lump sum investment, NAV-NAV, net of fees with net distributions reinvested. Source: RECM.
 • Annualised returns are the weighted average compound growth rate earned each year over the given time period.
 • Individual Investor's performances may differ due to fees, actual investment date, dates of reinvestments and dividend withholding taxes.

¹ Highest/Lowest – reflects the Fund's highest and lowest 12 month performance reported during the given period.

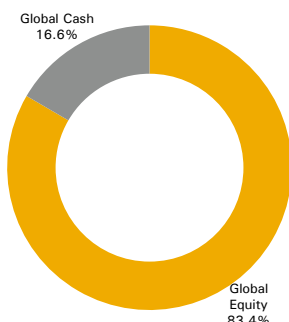
TER AND TRANSACTION COSTS** (Period Ending 30 September 2016)

	1 Year	3 Years
TER	1.1%	1.0%
Performance Fee (included in TER above)	0.0%	0.0%
Transaction Costs	0.4%	0.3%
Total Investment Charge	1.5%	1.3%

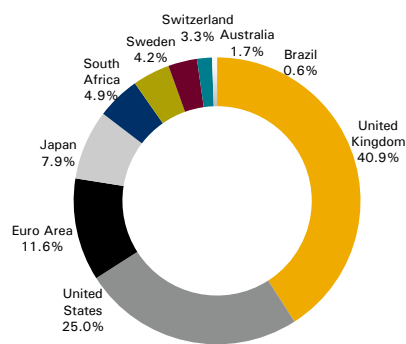
WWW.RECM.CO.ZA

Investors can access free of charge daily fund prices, quarterly reports, brochures, minimum disclosure documents, annual fund reports, application forms and investment insights on our website at www.recm.co.za.

ASSET ALLOCATION (%)



REGIONAL EXPOSURE (%)



Tel: +27 21 657 3440

Fax: +27 21 674 1088

Email: info@recm.co.za

Website: www.recm.co.za

Disclosures: Collective Investment Schemes in Securities are generally medium to long term investments. The value of participatory interests may go down as well as up and past performance is not necessarily a guide to the future. Fluctuations or movements in exchange rates may cause the value of underlying international investments to go up or down. Collective investments are traded at ruling prices. The manager may borrow up to 10% of the net asset value of the portfolio where insufficient liquidity exists. A schedule of fees and charges and maximum commissions is available from the company/ scheme. Commission and incentives may be paid and if so, would be included in the overall costs. The quantifiable deduction is the annual management fee (and performance fee if applicable), whilst non-quantifiable fees included in the net asset value price may comprise brokerage, auditor's fees, bank charges, trustee and custodian fees. Collective investment prices are calculated on a net asset value basis, which is the total value of all assets in the portfolio including any income accrual and less any permissible deductions from the portfolio. Forward pricing is used. These portfolios may be closed.

Risks associated with investing in the Fund

All investments carry risk. Different investment strategies may carry different levels and kinds of risks depending on the assets held. You should consider the risks listed below in the context of your risk profile, which includes factors such as your investment timeframe, objectives and tolerance for performance volatility, income and age. We do not offer advice, nor does the Fund's investment strategy consider your individual circumstances and we cannot advise that the Fund is suitable for your circumstance.

The Manager does not guarantee the Fund's returns, its liquidity, and repayment of capital, interest nor a rate of return. Assets that are expected to provide the highest long-term returns often have the highest short-term risk. The Funds' investment strategy and the assets it invests in, will determine the Fund's sensitivity to these risk factors.

You should obtain financial advice to determine whether the Fund is suitable for your circumstances before investing in the Fund.

Sharemarket and Business Risk

The Fund may experience losses due to factors that affect the overall performance of the financial markets. The Fund holds securities issued by individual companies and are subject to the business risks specific to them, including sales volumes, profit margins, input costs, competition, economic climate and government regulations. The companies may also have exposure to specific financial risk, liquidity risk, market risk, exchange-rate risk and country-specific risks.

Interest Rate Risk

This is the possibility that fixed-rate debt instruments may decline in value as a result of a rise in interest rates.

Credit Risk

Refers to the possibility that a bond issuer may not be able to make expected interest payments and/or principal repayment.

Liquidity Risk

Refers to the possibility that an investor may not be able to invest or disinvest when they want to. This may occur during a period of adverse market trading conditions where the manager may not be able to buy or sell the Fund's investments because opportunities to do so are limited.

Social/Political/Legislative Risk

Risks associated with the possibility of nationalisation, unfavourable government action or social changes resulting in a loss of value is called social or political risk which may affect the Fund.

Currency/Exchange Rate Risk

Currency or exchange rate risk is a form of risk that arises from the change in price of one currency against another. The constant fluctuations in the foreign currency in which an investment is denominated relative to the currency in which the Fund is denominated may add risk to the value of a security.

International Risks

International investments or investments in foreign securities could be accompanied by additional risks such as potential constraints on liquidity and repatriation of funds, macroeconomic risk, political risk, foreign exchange risk, tax risk, settlement risk as well as potential limitations on the availability of market information.

Inflation Risk

The Fund may invest in cash and bonds, in South Africa or globally, that do not generate sufficient income and capital gains to outperform inflation.

Key Person Risk

The Fund depends on the expertise of RECM and its investment team. The Fund could be negatively impacted if RECM does not retain key staff.

Third Party Operational Risk

The Fund's operations depend on third parties. Investors in the Fund may suffer financial loss or disruption in the event of third party operational failure.

Fees

An annual management fee (determined by the investor's selected unit class above) is levied monthly on the market value of the Fund. An annual performance fee of 20% is levied on returns (net of fees) in excess of the Performance Hurdle. Performance fees are calculated and accrued daily. While the performance fee accrual is calculated daily, for inclusion in the daily unit price, it will only be paid should the Manager outperform the performance fee hurdle over a 60-month rolling period. The performance fee is in addition to the annual management fee. No maximum is set for the performance fee.

**Total Expense Ratio (TER) and Transaction Costs

The TER reflects the percentage of this Fund's Net Asset Value that was incurred as expenses relating to the administration of this Fund, including the annual fee and the performance fee and intermediary fee if applicable. A Higher TER does not necessarily imply a poor return, nor does a low TER imply a good return. The current TER may not necessarily be an accurate indication of future TER's. Transaction costs are a necessary cost in administering this Fund and impacts this Fund's returns. It should not be considered in isolation as returns may be impacted by many other factors over time including market returns, the type of financial product, the investment decisions of the investment manager and the TER. The TER and Transaction costs are a measure of the actual expenses incurred by this Fund over a 3 year period (annualised). If this Fund is between 1 and 3 years old, the TER and Transaction Costs are calculated using the actual expenses incurred since the inception of this Fund. The sum of the TER and Transactions Costs is shown as the Total Investment Charge overleaf; these costs all being VAT inclusive.

Manager

RECM Global Management Limited
Dorey Court, Admiral Park
St Peter Port
Guernsey

Investment Advisor

Regarding Capital Management (Pty) Ltd (FSP No 18834)
Authorised under the Financial Advisory and
Intermediary Services Act, 2002 to act in such capacity

Custodian

Northern Trust (Guernsey) Limited

Bloomberg Ticker

RECMGLF GU

ISIN

GB00B12W4642

SEDOL CODE

B12W464

Transaction Cut Off Time

14h00 Daily

Fund Valuation Time

15h00 Daily

Administrator

JTC Fund Solutions Limited
Dorey Court, Admiral Park
St Peter Port, Guernsey

Document Issue Date

9 January 2017

RECM GLOBAL FLEXIBLE FUND (Class A)

Minimum Disclosure Document - Period ended 31 December 2016

RECM

The RECM Global Flexible Fund is a unit trust that may invest in equities, bonds, property, cash and offshore assets. The Fund's aim is to generate returns significantly greater than inflation over the long term while protecting capital against permanent loss through a rigorous adherence to a value-based philosophy. We consider risk as the possibility of losing money, not in terms of volatility. Our main risk management tool is our investment philosophy. As value investors, we aim to buy and hold good quality companies and do so with a margin of safety. Our ability to move between asset classes assists in reducing the risk in the fund.

Portfolio Managers	Piet Viljoen, Wilhelm Hertzog & Paul Whitburn
ASISA Sector	Worldwide Multi Asset Flexible
Fund Launch Date	3 April 2003
Inception Date (Class A)	3 April 2003
Total Fund Size	R1.27 billion
Fund Size (Class A)	R761.9 million
Min. Investment	R150,000 initial investment

Initial Fee	No initial fee
Annual Fee**	1.0% (excl. VAT)
Intermediary Fee**	0.0% (excl. VAT)
Performance Fee**	20% of the outperformance of the hurdle over 5 year rolling periods
Benchmark (Bmk)*	SA CPI + 6% p.a.
Performance Hurdle	SA CPI + 8% p.a.

PORTFOLIO DETAIL

*The Fund's benchmark is SA Inflation + 6% p.a. Prior to 1 January 2014 the Fund's benchmark was SA Inflation + 8% p.a.

FUND RISK PROFILE

LOW	LOW-MODERATE	MODERATE	MODERATE-HIGH	HIGH
-----	--------------	----------	---------------	------

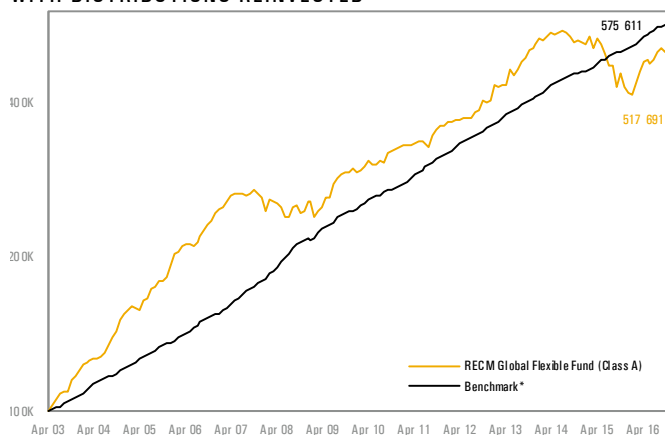
The Fund has a moderate to high risk profile as it is actively managed across South African and global equities, bonds, cash and listed property assets. The Fund is less risky than a pure equity strategy while subject to the volatility of equity and currency markets.

TOP TEN HOLDINGS (%)

December 2016		December 2015	
RECM & Calibre Ltd	5.3	Anglo American Plc	4.7
Impala Platinum Holdings Ltd	4.9	Impala Platinum Holdings Ltd	4.1
Hosken Cons Investments Ltd	4.8	Bhp Billiton Plc	3.9
MTN Group Ltd	3.3	RECM & Calibre Ltd	3.6
Standard Bank Group Ltd	2.9	Tesco PLC	3.3
Anglo Platinum Ltd	2.3	Anglo Platinum Ltd	3.1
Bhp Billiton Plc	2.3	Hosken Cons Investments Ltd	3.0
Tesco PLC	2.2	Standard Bank Group Ltd	3.0
Niveus Investments Limited	2.0	Blue Label Telecomms Ltd	2.5
Allied Electronics Corporation Ltd	1.7	American Intl Group	2.4
Total	31.7	Total	33.6

PERFORMANCE NET OF FEES AND EXPENSES

ILLUSTRATIVE VALUE OF R100,000 INVESTED AT INCEPTION WITH DISTRIBUTIONS REINVESTED



RETURNS TO END DECEMBER 2016

	Annualised		12 Month Return ¹		Cumulative	
	Fund	Bmk	Highest	Lowest	Fund	Bmk
1 Year	23.7%	13.0%	23.7%	-20.0%	23.7%	13.0%
3 Years	-0.1%	12.0%	25.7%	-20.0%	-0.2%	40.6%
5 Years	7.4%	12.8%	29.1%	-20.0%	43.2%	82.4%
10 Years	7.9%	14.1%	29.1%	-20.0%	113.6%	273.5%
Since inception	12.8%	13.7%	34.8%	-20.0%	417.7%	475.6%

- Returns in ZAR, on a lump sum investment, NAV-NAV, net of fees with net distributions reinvested. Source: RECM.
- Annualised returns are the weighted average compound growth rate earned each year over the given time period.
- Individual Investor's performances may differ due to fees, actual investment date, dates of reinvestments and dividend withholding taxes.

¹ Highest/Lowest – reflects the Fund's highest and lowest 12 month performance reported during the given period.

INCOME DISTRIBUTIONS

Distribution Dates are 31 March, 30 June, 30 September and 31 December

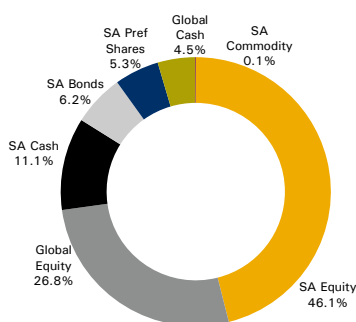
	31 Dec 16	30 Sep 16	30 Jun 16	31 Mar 16
Class A	13.4 cpu	21.5 cpu	34.0 cpu	4.2 cpu

If the income earned in the form of dividends and interest exceeds the total expenses, the Fund will make a distribution. (cpu = cents per participatory unit)

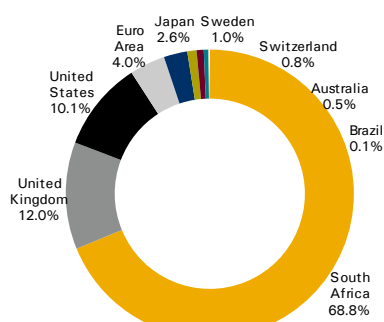
TER AND TRANSACTION COSTS ** (Period Ending 30 September 2016)

	1 Year	3 Years
TER	1.0%	0.3%
Performance Fee (included in TER above)	0.0%	-0.9%
Transaction Costs	0.2%	0.2%
Total Investment Charge	1.2%	0.5%

ASSET EXPOSURE (%)



REGIONAL EXPOSURE (%)



WWW.RECM.CO.ZA

Investors can access, free of charge, daily fund prices, quarterly reports, brochures, minimum disclosure documents, annual fund reports, application forms and investment insights on our website at www.recm.co.za.

Tel: +27 21 657 3440

Fax: +27 21 674 1088

Email: info@recm.co.za

Website: www.recm.co.za

Disclosures: Collective Investment Schemes in Securities (CIS) should be considered as medium-to long-term investments. The Manager does not provide any guarantee either with respect to the capital or the return of the Fund. The value of participatory interests (units) may go up as well as down and past performance is not necessarily a guide to future performance. CIS are traded at ruling prices and can engage in borrowing and scrip lending. The manager may borrow up to 10% of the market value of the portfolio where insufficient liquidity exists. Forward pricing is used. Fluctuations or movements in exchange rates may cause the value of any underlying international investments to go up and down. CIS prices are calculated on a net asset basis, which is the total value of all the assets in the portfolio including any income accruals and less any permissible deductions (Brokerage, STT, VAT, Auditor's fees, Bank Charges, Trustee and Custodian fees and the annual Management fee) from the portfolio divided by the number of participatory interests (units) in issue. A schedule of fees, charges and maximum commissions is available on request from the management company. Commission and incentives may be paid and if so, would be included in the overall costs. These portfolios may be closed. Different classes of units may apply in a portfolio and are subject to different fees and charges.

RECM GLOBAL FLEXIBLE FUND

Minimum Disclosure Document - Period ended 31 December 2016

RECM

Risks associated with investing in the Fund

All investments carry risk. Different investment strategies may carry different levels and kinds of risks depending on the assets held. You should consider the risks listed below in the context of your risk profile, which includes factors such as your investment timeframe, objectives and tolerance for performance volatility, income and age. We do not offer advice, nor does the Fund's investment strategy consider your individual circumstances and we cannot advise that the Fund is suitable for your circumstance.

The Manager does not guarantee the Fund's returns, its liquidity, and repayment of capital, interest nor a rate of return. Assets that are expected to provide the highest long-term returns often have the highest short-term risk. The Fund's investment strategy and the assets it invests in, will determine the Fund's sensitivity to these risk factors.

You should obtain financial advice to determine whether the Fund is suitable for your circumstances before investing in the Fund.

Sharemarket and Business Risk

The Fund may experience losses due to factors that affect the overall performance of the financial markets. The Fund holds securities issued by individual companies and are subject to the business risks specific to them, including sales volumes, profit margins, input costs, competition, economic climate and government regulations. The companies may also have exposure to specific financial risk, liquidity risk, market risk, exchange-rate risk and country-specific risks.

Interest Rate Risk

This is the possibility that fixed-rate debt instruments may decline in value as a result of a rise in interest rates.

Credit Risk

Refers to the possibility that a bond issuer may not be able to make expected interest payments and/or principal repayment.

Liquidity Risk

Refers to the possibility that an investor may not be able to invest or disinvest when they want to. This may occur during a period of adverse market trading conditions where the manager may not be able to buy or sell the Fund's investments because opportunities to do so are limited.

Social/Political/Legislative Risk

Risks associated with the possibility of nationalisation, unfavourable government action or social changes resulting in a loss of value is called social or political risk which may affect the Fund.

Currency/Exchange Rate Risk

Currency or exchange rate risk is a form of risk that arises from the change in price of one currency against another. The constant fluctuations in the foreign currency in which an investment is denominated relative to the currency in which the Fund is denominated may add risk to the value of a security.

International Risks

International investments or investments in foreign securities could be accompanied by additional risks such as potential constraints on liquidity and repatriation of funds, macroeconomic risk, political risk, foreign exchange risk, tax risk, settlement risk as well as potential limitations on the availability of market information.

Inflation Risk

The Fund may invest in cash and bonds, in South Africa or globally, that do not generate sufficient income and capital gains to outperform inflation.

Key Person Risk

The Fund depends on the expertise of RECM and its investment team. The Fund could be negatively impacted if RECM does not retain key staff.

Third Party Operational Risk

The Fund's operations depend on third parties. Investors in the Fund may suffer financial loss or disruption in the event of third party operational failure.

Fees

An annual management fee (determined by the investor's selected unit class above) is levied monthly on the market value of the Fund. An annual performance fee of 20% is levied on returns (net of fees) in excess of the Performance Hurdle. Performance fees are calculated and accrued daily. While the performance fee accrual is calculated daily, for inclusion in the daily unit price, it will only be paid should the Manager outperform the performance fee hurdle over a 60-month rolling period. The performance fee is in addition to the annual management fee. No maximum is set for the performance fee. The Fund may invest in the Guernsey-domiciled RECM Global Fund and RECM Global Equity Fund, which are associated collective investment schemes, however there will be no additional investor fees connected with these investments.

**Total Expense Ratio (TER) and Transaction Costs

The TER reflects the percentage of this Fund's Net Asset Value that was incurred as expenses relating to the administration of this Fund, including the annual fee and the performance fee and intermediary fee if applicable. A Higher TER does not necessarily imply a poor return, nor does a low TER imply a good return. The current TER may not necessarily be an accurate indication of future TER's. Transaction costs are a necessary cost in administering this Fund and impacts this Fund's returns. It should not be considered in isolation as returns may be impacted by many other factors over time including market returns, the type of financial product, the investment decisions of the investment manager and the TER. The TER and Transaction costs are a measure of the actual expenses incurred by this Fund over a 3 year period (annualised). If this Fund is between 1 and 3 years old, the TER and Transaction Costs are calculated using the actual expenses incurred since the inception of this Fund. The sum of the TER and Transactions Costs is shown as the Total Investment Charge overleaf; these costs all being VAT inclusive.

Manager

RECM Collective Investments (Pty) Ltd
P O Box 45040, Claremont, 7735
Company Reg 2004/027540/07
Registered under the Collective Investment
Schemes Control Act, 2002

Investment Manager

Regarding Capital Management (Pty) Ltd (FSP No 18834)
Authorised under the Financial Advisory and
Intermediary Services Act, 2002 to act in such capacity

Trustee

The Standard Bank of South Africa Limited
P O Box 54
Cape Town, 8000

Bloomberg Ticker

CMCOREA

ISIN

ZAE000141727

Transaction Cut Off Time

14h00 Daily

Fund Valuation Time

15h00 Daily

Document Issue Date

9 January 2017

RECM MONEY MARKET FUND (Class A)

Minimum Disclosure Document - Period ended 31 December 2016

RECM

The RECM Money Market Fund is a money market unit trust that provides a sensible cash portfolio with very competitive fees. The Fund aims to maximise interest income, preserve capital and provide liquidity by investing in a diversified portfolio of money market instruments. Capital losses are unlikely but may occur. For example, should one of the issuers of an asset held within the underlying Fund default and a loss occur, this loss will be borne by the Fund and the investors.

Portfolio Manager	Piet Viljoen
ASISA Sector	South Africa Interest Bearing Money Market
Fund Launch Date	15 February 2010
Inception Date (Class A)	1 October 2010
Total Fund Size	R1.26 billion
Fund Size (Class A)	R838.7 million

Min. Investment	R150,000 initial investment
Initial Fee	No initial fee
Annual Fee**	0.15% (excl. VAT)
Intermediary Fee**	0.0% (excl. VAT)
Benchmark (Bmk)	STeFI Call Rate
Income Distributions	Monthly distributions are paid
Value of Distributions	7.28 cents per participatory unit over the past 12 months

PORTFOLIO DETAIL

FUND RISK PROFILE

LOW	LOW-MODERATE	MODERATE	MODERATE-HIGH	HIGH
-----	--------------	----------	---------------	------

The Fund has a low risk profile with an actively managed and diversified portfolio of South African money market instruments which have a low credit risk and whose prices fluctuate less than other asset classes.

Effective yield* as at 31 December 2016 (net of fees)	7.6%
Fund duration (days)	90.0

*Annualised 12 month yield based on the position of the fund as at date

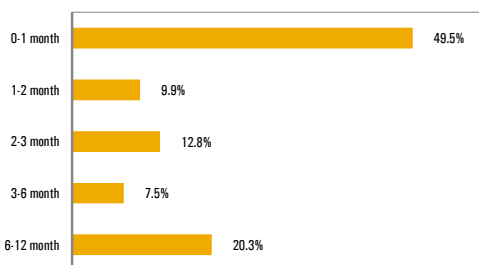
CREDIT EXPOSURE (%)

December 2016	
Banks	100.0
Corporates	0.0
Government & Parastatals	0.0
Total	100.0

TOP COUNTERPARTIES (%)

December 2016	
Nedbank	29.0
Investec	29.0
ABSA	28.0
Firststrand	6.0
Standard Bank	4.0
HSBC	4.0
Total	100.0

DURATION BREAKDOWN (%)

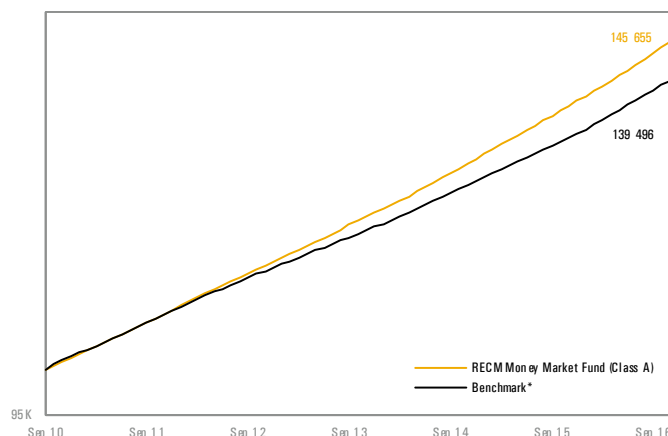


WWW.RECM.CO.ZA

Investors can access, free of charge, daily fund prices, quarterly reports, brochures, minimum disclosure documents, annual fund reports, application forms and investment insights on our website at www.recm.co.za.

PERFORMANCE NET OF ALL FEES AND EXPENSES

ILLUSTRATIVE VALUE OF R100,000 INVESTED AT INCEPTION WITH DISTRIBUTIONS REINVESTED



MONTHLY RETURNS

Jan'16	Feb'16	Mar'16	Apr'16	May'16	Jun'16
0.56%	0.55%	0.59%	0.59%	0.62%	0.61%
Jul'16	Aug'16	Sep'16	Oct'16	Nov'16	Dec'16
0.63%	0.64%	0.64%	0.64%	0.61%	0.61%

RETURNS TO END DECEMBER 2016

	Annualised		12 Month Return ¹		Cumulative	
	Fund	Bmk	Highest	Lowest	Fund	Bmk
1 Year	7.5%	6.8%	7.5%	6.8%	7.5%	6.8%
3 Years	6.9%	5.9%	7.5%	5.6%	22.0%	18.8%
5 Years	6.4%	5.5%	7.5%	5.5%	36.3%	30.7%
Since inception	6.2%	5.5%	7.5%	5.4%	45.7%	39.5%

- Returns in ZAR, on a lump sum investment, net of fees with net distributions reinvested. Source: RECM, Bloomberg.
- Annualised returns are the weighted average compound growth rate earned each year over the given time period. Individual Investor's performances may differ due to fees, actual investment date, dates of reinvestments and dividend withholding taxes.

¹ Highest/Lowest – reflects the Fund's highest and lowest 12 month performance reported during the given period.

TER AND TRANSACTION COSTS** (Period Ending 30 September 2016)

	1 Year	3 Years
TER	0.2%	0.2%
Transaction Costs	0.0%	0.0%
Total Investment Charge	0.2%	0.2%

Tel: +27 21 657 3440

Fax: +27 21 674 1088

Email: info@recm.co.za

Website: www.recm.co.za

Disclosures: Collective Investment Schemes in Securities (CIS) are generally medium to long term investments. The Fund is not a bank deposit account. The value of participatory interests (units) may go down as well as up and past performance is not necessarily a guide to future performance. The Manager does not guarantee the portfolio's capital or its return. CIS are traded at ruling prices and can engage in borrowing and scrip lending. The manager may borrow up to 10% of the market value of the portfolio where insufficient liquidity exists. A schedule of fees and charges and maximum commissions is available on request from the Manager. CIS prices are calculated on a net asset basis, which is the total value of all the assets in the portfolio including any income accruals and less any permissible deductions (Brokerage, STT, VAT, Auditor's fees, Bank Charges, Trustee and Custodian fees and the annual Management fee) from the portfolio divided by the number of participatory interests (units) in issue. Commission and incentives may be paid and if so, would be included in the overall costs. The price of each unit in the RECM Money Market Fund is aimed at a constant value. Forward pricing is used. Different classes of units apply to these portfolios and are subject to different fees and charges. Fluctuations or movements in exchange rates may cause the value of underlying international instruments to go up or down. These portfolios may be closed. Excessive withdrawals from the portfolio may place the portfolio under liquidity pressures; and in such circumstances a process of ring fencing of withdrawal instructions and managed pay-outs over time may be followed.

RECM MONEY MARKET FUND

Minimum Disclosure Document - Period ended 31 December 2016

RECM

Risks associated with investing in the Fund

All investments carry risk. Different investment strategies may carry different levels and kinds of risks depending on the assets held. You should consider the risks listed below in the context of your risk profile, which includes factors such as your investment timeframe, objectives and tolerance for performance volatility, income and age. We do not offer advice, nor does the Fund's investment strategy consider your individual circumstances and we cannot advise that the Fund is suitable for your circumstance.

The Manager does not guarantee the Fund's returns, its liquidity, and repayment of capital, interest nor a rate of return. Assets that are expected to provide the highest long-term returns often have the highest short-term risk. The Funds' investment strategy and the assets it invests in, will determine the Fund's sensitivity to these risk factors.

You should obtain financial advice to determine whether the Fund is suitable for your circumstances before investing in the Fund.

Total Return

Investors' total returns are made up of interest received and any gain or loss made on any particular instrument; and that in most cases the return will merely have the effect of increasing or decreasing the daily yield, but in cases of abnormal losses it can have the effect of reducing the capital value of the portfolio.

Yield Calculation

The Fund's yield quoted on an annual effective rate (NACA) basis. The NACA is the effective interest rate an investor can expect to earn over a 12 month period based on the nominal yield of the fund at a point in time. The nominal yield is simply the net interest accrual of all the instruments in the fund divided by the number of units in the fund (the fund NAV). The quoted NACA is always higher than the nominal yield because the calculation is based on an investor re-investing the monthly income distribution back into the fund at the nominal yield. (i.e. The NACA is the compounded annual 12-month rate).

Interest Rate Risk

This is the possibility that fixed-rate debt instruments may decline in value as a result of a rise in interest rates.

Credit Risk

Refers to the possibility that a fixed income instrument or money market issuer may not be able to make expected interest payments and/or principal repayment.

Liquidity Risk

Refers to the possibility that an investor may not be able to invest or disinvest when they want to. This may occur during a period of adverse market trading conditions where the manager may not be able to buy or sell the Fund's investments because opportunities to do so are limited.

Social/Political/Legislative Risk

Risks associated with the possibility of nationalisation, unfavourable government action or social changes resulting in a loss of value is called social or political risk which may affect the Fund.

Inflation Risk

The Fund may invest in cash and other fixed income instruments that do not generate sufficient income and capital gains to outperform inflation.

Key Person Risk

The Fund depends on the expertise of RECM and its investment team. The Fund could be negatively impacted if RECM does not retain key staff.

Third Party Operational Risk

The Fund's operations depend on third parties. Investors in the Fund may suffer financial loss or disruption in the event of third party operational failure.

Fees

An annual management fee of 0.15%, excluding VAT is levied monthly on the market value of the RECM Money Market Fund (Class A).

**Total Expense Ratio (TER) and Transaction Costs

The TER reflects the percentage of this Fund's Net Asset Value that was incurred as expenses relating to the administration of this Fund, including the annual fee and the performance fee and intermediary fee if applicable. A Higher TER does not necessarily imply a poor return, nor does a low TER imply a good return. The current TER may not necessarily be an accurate indication of future TER's. Transaction costs are a necessary cost in administering this Fund and impacts this Fund's returns. It should not be considered in isolation as returns may be impacted by many other factors over time including market returns, the type of financial product, the investment decisions of the investment manager and the TER. The TER and Transaction costs are a measure of the actual expenses incurred by this Fund over a 3 year period (annualised). If this Fund is between 1 and 3 years old, the TER and Transaction Costs are calculated using the actual expenses incurred since the inception of this Fund. The sum of the TER and Transactions Costs is shown as the Total Investment Charge overleaf; these costs all being VAT inclusive.

Manager

RECM Collective Investments (Pty) Ltd
P O Box 45040, Claremont, 7735
Company Reg 2004/027540/07
Registered under the Collective Investment
Schemes Control Act, 2002

Investment Manager

Regarding Capital Management (Pty) Ltd (FSP No 18834)
Authorised under the Financial Advisory and
Intermediary Services Act, 2002 to act in such capacity

Trustee

The Standard Bank of South Africa Limited
P O Box 54
Cape Town, 8000

Bloomberg Ticker

RCCMMKT SJ

ISIN

ZAE000149886

Transaction Cut Off Time

11h00 Daily

Fund Valuation Time

Prior to 18h00 Daily

Document Issue Date

9 January 2017