

RECM GLOBAL FLEXIBLE FUND (Class E)

Minimum Disclosure Document - Period ended 30 September 2018

RECM

FUND FACTS

Portfolio Manager	Piet Viljoen
ASISA Sector	Worldwide Multi Asset Flexible
Fund Launch Date	03 April 2003
Inception Date (Class E)	02 January 2014
Total Fund Size	R641.6 million
Fund Size (Class E)	R222.4 million
Min. Investment (Lump Sum)	R10,000
Min. Investment (Monthly)	R500
Initial Fee	No initial fee
Annual Fee	0.9% (excl. VAT)
Intermediary Fee	0.0% (excl. VAT)
Performance Fee	20% of the outperformance of the hurdle over 5 years rolling
Current Benchmark (Bmk)	SA CPI + 6% p.a.
Performance Hurdle	SA CPI + 8% p.a.
Distribution Dates	31 March, 30 June, 30 September, 31 December
Latest Distribution	1.6 cpu (30 Jun '18); 18.1 cpu (31 Mar '18) 9.6 cpu (31 Dec '17) 16.3 cpu (30 Sep '17)

INVESTMENT POLICY SUMMARY

The RECM Global Flexible Fund is a unit trust that may invest in equities, bonds, property, cash and offshore assets. The Fund's aim is to generate returns significantly greater than inflation over the long term while protecting capital against permanent loss through a rigorous adherence to a value-based philosophy. The Fund is less risky than a pure equity strategy while subject to the volatility of equity and currency markets.

FUND RISK PROFILE

LOW	LOW-MODERATE	MODERATE	MODERATE-HIGH	HIGH
-----	--------------	----------	----------------------	------

The Fund has a moderate to high risk profile as it is actively managed across South African and global equities, bonds, cash and listed property assets. The Fund is less risky than a pure equity strategy while subject to the volatility of equity and currency markets.

TER AND TRANSACTION COSTS* (30 June 2018)

	1 Year	3 Years
TER	1.0%	1.0%
Performance Fee (included in TER above)	0.0%	0.0%
Transaction Costs	0.4%	0.3%
Total Investment Charge	1.4%	1.3%

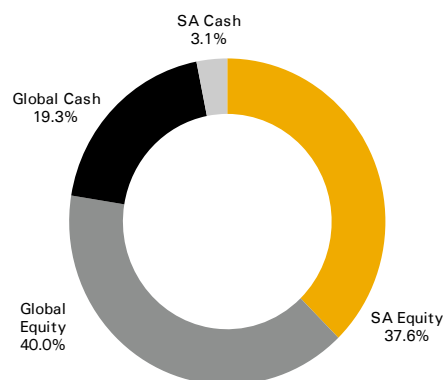
TOP TEN HOLDINGS (%)

September 2018	
Tesco PLC	6.0
Inpex Corp	5.1
MTN Group Ltd	4.7
RECM and Calibre Ltd	4.7
Hosken Cons Investments Ltd	4.5
Anglo American PLC	4.4
Mediclinic International PLC	4.0
Liberty Latin America Ltd	3.9
Williams-Sonoma	3.8
BHP Billiton PLC	2.9
Total	44.0

REGIONAL EXPOSURE (%)

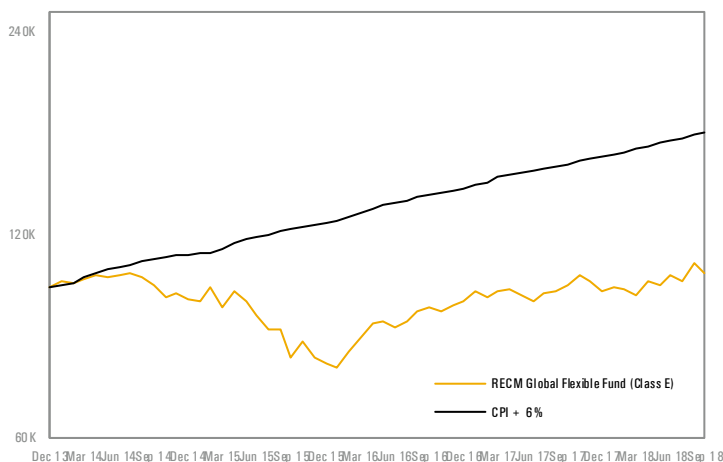
September 2018	
South Africa	40.7
United Kingdom	22.9
United States	17.3
Japan	14.5
Euro Area	1.9
Switzerland	1.4
Brazil	1.3
Total	100.0

ASSET EXPOSURE (%)



PERFORMANCE NET OF FEES AND EXPENSES

ILLUSTRATIVE VALUE OF FUND VS CPI + 6%



RETURNS NET OF FEES (ZAR)

	Fund	CPI+6%
Year to Date	6.2%	8.7%
1 Year	4.0%	10.9%
3 Years	9.9%	11.2%
Since Inception	1.0%	11.4%

All periods longer than a year are annualised

	Fund	Date Range
Highest Annual Return	29.6%	Feb 2016 - Jan 2017
Lowest Annual Return	-21.6%	Oct 2014 - Sep 2015

Highest/Lowest – reflects the Fund's highest and lowest 12 month performance reported during the given period.

Tel: +27 21 657 3440

Fax: +27 21 674 1088

Email: info@recm.co.za

Website: www.recm.co.za

Disclosures: Collective Investment Schemes in Securities (CIS) should be considered as medium-to long-term investments. The Manager does not provide any guarantee either with respect to the capital or the return of the Fund. The value of participatory interests (units) may go up as well as down and past performance is not necessarily a guide to future performance. CIS are traded at ruling prices and can engage in borrowing and scrip lending. The manager may borrow up to 10% of the market value of the portfolio where insufficient liquidity exists. Forward pricing is used. Fluctuations or movements in exchange rates may cause the value of any underlying international investments to go up and down. CIS prices are calculated on a net asset basis, which is the total value of all the assets in the portfolio including any income accruals and less any permissible deductions (Brokerage, STT, VAT, Auditor's fees, Bank Charges, Trustee and Custodian fees and the annual Management fee) from the portfolio divided by the number of participatory interests (units) in issue. A schedule of fees, charges and maximum commissions is available on request from the management company. Commission and incentives may be paid and if so, would be included in the overall costs. These portfolios may be closed. Different classes of units may apply in a portfolio and are subject to different fees and charges.

RECM GLOBAL FLEXIBLE FUND

Minimum Disclosure Document - Period ended 30 September 2018

RECM

*Total Expense Ratio (TER) and Transaction Costs

The TER reflects the percentage of this Fund's Net Asset Value that was incurred as expenses relating to the administration of this Fund, including the annual fee and the performance fee and intermediary fee if applicable. A Higher TER does not necessarily imply a poor return, nor does a low TER imply a good return. The current TER may not necessarily be an accurate indication of future TER's. Transaction costs are a necessary cost in administering this Fund and impacts this Fund's returns. It should not be considered in isolation as returns may be impacted by many other factors over time including market returns, the type of financial product, the investment decisions of the investment manager and the TER. The TER and Transaction costs are a measure of the actual expenses incurred by this Fund over a 3 year period (annualised). If this Fund is between 1 and 3 years old, the TER and Transaction Costs are calculated using the actual expenses incurred since the inception of this Fund. The sum of the TER and Transactions Costs is shown as the Total Investment Charge overleaf; these costs all being VAT inclusive.

Returns are in ZAR, on a lump sum investment, NAV-NAV, net of fees with net distributions reinvested. Annualised returns are the weighted average compound growth rate earned each year over the given time period. Individual Investor's performances may differ due to fees, actual investment date, dates of reinvestments and dividend withholding taxes.

Risks associated with investing in the Fund

All investments carry risk. Different investment strategies may carry different levels and kinds of risks depending on the assets held. You should consider the risks listed below in the context of your risk profile, which includes factors such as your investment timeframe, objectives and tolerance for performance volatility, income and age. We do not offer advice, nor does the Fund's investment strategy consider your individual circumstances and we cannot advise that the Fund is suitable for your circumstance.

The Manager does not guarantee the Fund's returns, its liquidity, and repayment of capital, interest nor a rate of return. Assets that are expected to provide the highest long-term returns often have the highest short-term risk. The Funds' investment strategy and the assets it invests in, will determine the Fund's sensitivity to these risk factors.

You should obtain financial advice to determine whether the Fund is suitable for your circumstances before investing in the Fund.

Investment and Business Risk

The Fund may experience losses due to factors that affect the overall performance of the financial markets. The Fund holds securities issued by individual companies and are subject to the business risks specific to them, including sales volumes, profit margins, input costs, competition, economic climate and government regulations. The companies may also have exposure to specific financial risk, liquidity risk, market risk, exchange-rate risk and country-specific risks.

Interest Rate Risk

This is the possibility that fixed-rate debt instruments may decline in value as a result of a rise in interest rates.

Credit Risk

Refers to the possibility that a bond issuer may not be able to make expected interest payments and/or principal repayment.

Liquidity Risk

Refers to the possibility that an investor may not be able to invest or disinvest when they want to. This may occur during a period of adverse market trading conditions where the manager may not be able to buy or sell the Fund's investments because opportunities to do so are limited.

Social/Political/Legislative Risk

Risks associated with the possibility of nationalisation, unfavourable government action or social changes resulting in a loss of value is called social or political risk which may affect the Fund.

Currency/Exchange Rate Risk

Currency or exchange rate risk is a form of risk that arises from the change in price of one currency against another. The constant fluctuations in the foreign currency in which an investment is denominated relative to the currency in which the Fund is denominated may add risk to the value of a security.

International Risks

International investments or investments in foreign securities could be accompanied by additional risks such as potential constraints on liquidity and repatriation of funds, macroeconomic risk, political risk, foreign exchange risk, tax risk, settlement risk as well as potential limitations on the availability of market information.

Inflation Risk

The Fund may invest in cash and bonds, in South Africa or globally, that do not generate sufficient income and capital gains to outperform inflation.

Key Person Risk

The Fund depends on the expertise of RECM and its investment team. The Fund could be negatively impacted if RECM does not retain key staff.

Third Party Operational Risk

The Fund's operations depend on third parties. Investors in the Fund may suffer financial loss or disruption in the event of third party operational failure.

Fees

An annual management fee (determined by the investor's selected unit class above) is levied monthly on the market value of the Fund. An annual performance fee of 20% is levied on returns (net of fees) in excess of the Performance Hurdle. Performance fees are calculated and accrued daily. While the performance fee accrual is calculated daily, for inclusion in the daily unit price, it will only be paid should the Manager outperform the performance fee hurdle over a 60-month rolling period. The performance fee is in addition to the annual management fee. No maximum is set for the performance fee. The Fund may invest in the Guernsey-domiciled RECM Global Fund, which is an associated collective investment schemes however there will be no additional investor fees

Manager

RECM Collective Investments (Pty) Ltd
P O Box 45040, Claremont, 7735
Company Reg 2004/027540/07
Registered under the Collective Investment
Schemes Control Act, 2002

Investment Manager

Regarding Capital Management (Pty) Ltd (FSP No 18834)
Authorised under the Financial Advisory and
Intermediary Services Act, 2002 to act in such capacity

Additional Documentation

Investors can access, free of charge, daily fund prices,
quarterly reports, brochures, minimum disclosure
documents, annual fund reports, application forms and
investment insights on our website at www.recm.co.za.

Trustee

The Standard Bank of South Africa Limited
P O Box 54
Cape Town, 8000

Bloomberg Ticker
RECOREE SJ

ISIN
ZAE000187175

Transaction Cut Off Time
14h00 Daily

Fund Valuation Time
15h00 Daily

Document Issue Date
08 October 2018

RECM EQUITY FUND (Class F)

Minimum Disclosure Document - Period ended 30 September 2018

RECM

FUND FACTS INVESTMENT POLICY SUMMARY

Portfolio Manager	Piet Viljoen
ASISA Sector*	South African Equity General
Fund Launch Date	02 March 2005
Inception Date (Class F)	02 January 2014
Total Fund Size	R101.1 million
Fund Size (Class F)	R10.4 million
Min. Investment (Lump Sum)	R10,000
Min. Investment (Monthly)	R500
Initial Fee	No initial fee
Annual Fee	0.9% (excl. VAT)
Intermediary Fee	0.0% (excl. VAT)
Performance Fee	20% of the outperformance of the hurdle over 5 years rolling
Current Benchmark (Bmk)	FTSE/JSE All Share Index
Performance Hurdle	FTSE/JSE All Share Index + 2.5% p.a.
Distribution Dates	31 March, 30 September
Latest Distribution	47.4 cpu (30 Sep '18) ; 19.3 cpu (31 Mar '18)

The RECM Equity Fund is a unit trust which invests exclusively in South African equities. The Fund's aim is to outperform the South African equity market over the long term by selecting shares based on a value philosophy.

FUND RISK PROFILE

LOW	LOW-MODERATE	MODERATE	MODERATE-HIGH	HIGH
-----	--------------	----------	---------------	------

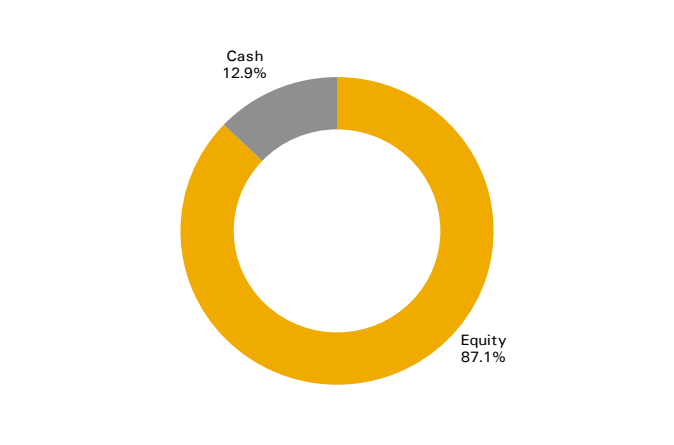
The Fund has a high risk profile as it is actively managed across a diversified portfolio of South African equities, listed property and cash assets.

TER AND TRANSACTION COSTS** (30 June 2018)

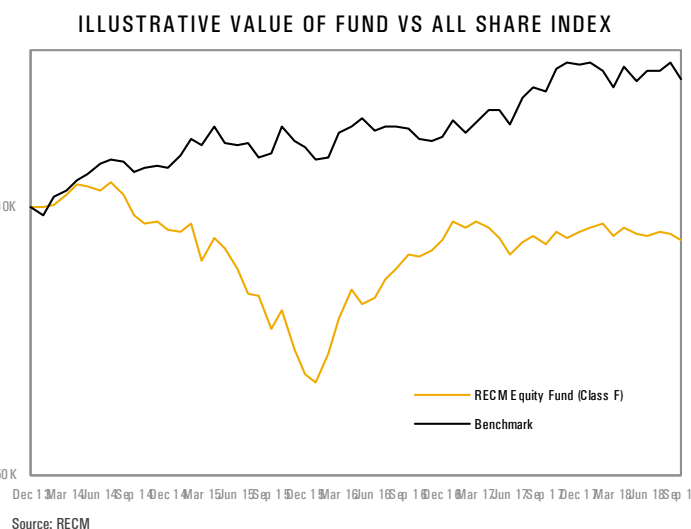
	1 Year	3 Years
TER	1.4%	1.3%
Performance Fee (included in TER above)	0.0%	0.0%
Transaction Costs	0.6%	0.4%
Total Investment Charge	2.0%	1.7%

TOP TEN HOLDINGS (%) SECTOR BREAKDOWN (%) ASSET EXPOSURE (%)

September 2018		Sector	% of Equity
Hosken Cons Investments Ltd	6.1	Financials	31.3
MTN Group Ltd	6.1	Basic Materials	23.9
Steinhoff Inv-Prefs	5.6	Industrials	14.0
Bowler Metcalf Ltd	5.1	Consumer Goods	12.3
Stefanutti Stocks Holdings Ltd	5.1	Telecommunications	7.0
Clientele Limited	5.0	Health Care	4.8
The Spar Group Ltd	4.4	Technology	3.9
Mediclinic International PLC	4.2	Oil & Gas	1.6
RECM and Calibre Ltd	3.8	Consumer Services	1.2
Old Mutual Ltd	3.1		
Total	48.5	Total	100.0



PERFORMANCE NET OF FEES AND EXPENSES RETURNS NET OF FEES (ZAR)



	Fund	Benchmark
Year to Date	-1.7%	-3.8%
1 Year	1.0%	3.3%
3 Years	8.1%	6.7%
Since Inception	-1.8%	7.2%

All periods longer than a year are annualised

	Fund	Date Range
Highest Annual Return	51.5%	Feb 2016 - Jan 2017
Lowest Annual Return	-32.1%	Feb 2015 - Jan 2016

Highest/Lowest - reflects the Fund's highest and lowest 12 month performance reported during the given period.

Tel: +27 21 657 3440 Fax: +27 21 674 1088 Email: info@recm.co.za Website: www.recm.co.za

Disclosures: Collective Investment Schemes in Securities (CIS) should be considered as medium-to long-term investments. The Manager does not provide any guarantee either with respect to the capital or the return of the Fund. The value of participatory interests (units) may go up as well as down and past performance is not necessarily a guide to future performance. CIS are traded at ruling prices and can engage in borrowing and scrip lending. The manager may borrow up to 10% of the market value of the portfolio where insufficient liquidity exists. Forward pricing is used. Fluctuations or movements in exchange rates may cause the value of any underlying international investments to go up and down. CIS prices are calculated on a net asset basis, which is the total value of all the assets in the portfolio including any income accruals and less any permissible deductions (Brokerage, STT, VAT, Auditor's fees, Bank Charges, Trustee and Custodian fees and the annual Management fee) from the portfolio divided by the number of participatory interests (units) in issue. A schedule of fees, charges and maximum commissions is available on request from the management company. Commission and incentives may be paid and if so, would be included in the overall costs. These portfolios may be closed. Different classes of units may apply in a portfolio and are subject to different fees and charges.

RECM EQUITY FUND

Minimum Disclosure Document - Period ended 30 September 2018

RECM

*The RECM Equity Fund was classified as South Africa Equity General with effect from 28 February 2014. From inception in March 2005 to June 2009, the Fund was classified as South African Equity General and from June 2009 to February 2014 as South Africa Multi Asset Flexible.

**Total Expense Ratio (TER) and Transaction Costs

The TER reflects the percentage of this Fund's Net Asset Value that was incurred as expenses relating to the administration of this Fund, including the annual fee and the performance fee and intermediary fee if applicable. A Higher TER does not necessarily imply a poor return, nor does a low TER imply a good return. The current TER may not necessarily be an accurate indication of future TER's. Transaction costs are a necessary cost in administering this Fund and impacts this Fund's returns. It should not be considered in isolation as returns may be impacted by many other factors over time including market returns, the type of financial product, the investment decisions of the investment manager and the TER. The TER and Transaction costs are a measure of the actual expenses incurred by this Fund over a 3 year period (annualised). If this Fund is between 1 and 3 years old, the TER and Transaction Costs are calculated using the actual expenses incurred since the inception of this Fund. The sum of the TER and Transactions Costs is shown as the Total Investment Charge overleaf; these costs all being VAT inclusive.

Returns are in ZAR, on a lump sum investment, NAV-NAV, net of fees with net distributions reinvested. Source RECM, Bloomberg. Annualised returns are the weighted average compound growth rate earned each year over the given time period. Individual Investor's performances may differ due to fees, actual investment date, dates of reinvestments and dividend withholding taxes.

Risks associated with investing in the Fund

All investments carry risk. Different investment strategies may carry different levels and kinds of risks depending on the assets held. You should consider the risks listed below in the context of your risk profile, which includes factors such as your investment timeframe, objectives and tolerance for performance volatility, income and age. We do not offer advice, nor does the Fund's investment strategy consider your individual circumstances and we cannot advise that the Fund is suitable for your circumstance.

The Manager does not guarantee the Fund's returns, its liquidity, and repayment of capital, interest nor a rate of return. Assets that are expected to provide the highest long-term returns often have the highest short-term risk. The Fund's investment strategy and the assets it invests in, will determine the Fund's sensitivity to these risk factors.

You should obtain financial advice to determine whether the Fund is suitable for your circumstances before investing in the Fund.

Investment and Business Risk

The Fund may experience losses due to factors that affect the overall performance of the financial markets. The Fund holds securities issued by individual companies and are subject to the business risks specific to them, including sales volumes, profit margins, input costs, competition, economic climate and government regulations. The companies may also have exposure to specific financial risk, liquidity risk, market risk, exchange-rate risk and country-specific risks.

Interest Rate Risk

This is the possibility that fixed-rate debt instruments may decline in value as a result of a rise in interest rates.

Credit Risk

Refers to the possibility that a bond issuer may not be able to make expected interest payments and/or principal repayment.

Liquidity Risk

Refers to the possibility that an investor may not be able to invest or disinvest when they want to. This may occur during a period of adverse market trading conditions where the manager may not be able to buy or sell the Fund's investments because opportunities to do so are limited.

Social/Political/Legislative Risk

Risks associated with the possibility of nationalisation, unfavourable government action or social changes resulting in a loss of value is called social or political risk which may affect the Fund.

Inflation Risk

The Fund may hold investments that do not generate sufficient income and capital gains to outperform inflation.

Key Person Risk

The Fund depends on the expertise of RECM and its investment team. The Fund could be negatively impacted if RECM does not retain key staff.

Third Party Operational Risk

The Fund's operations depend on third parties. Investors in the Fund may suffer financial loss or disruption in the event of third party operational failure.

Fees

An annual management fee (determined by the investor's selected unit class above) is levied monthly on the market value of the Fund. An annual performance fee of 20% is levied on returns (net of fees) in excess of the Performance Hurdle. Performance fees are calculated and accrued daily. While the performance fee accrual is calculated daily, for inclusion in the daily unit price, it will only be paid should the Manager outperform the performance fee hurdle over a 60-month rolling period. The performance fee is in addition to the annual management fee. No maximum is set for the performance fee.

Manager

RECM Collective Investments (Pty) Ltd
P O Box 45040, Claremont, 7735
Company Reg 2004/027540/07
Registered under the Collective Investment
Schemes Control Act, 2002

Investment Manager

Regarding Capital Management (Pty) Ltd (FSP No 18834)
Authorised under the Financial Advisory and
Intermediary Services Act, 2002 to act in such capacity

Additional Documentation

Investors can access, free of charge, daily fund prices,
quarterly reports, brochures, minimum disclosure
documents, annual fund reports, application forms and
investment insights on our website at www.recm.co.a.

Trustee

The Standard Bank of South Africa Limited
P O Box 54
Cape Town, 8000

Bloomberg Ticker

RECMQF SJ

ISIN

ZAE000187191

Transaction Cut Off Time

14h00 Daily

Fund Valuation Time

15h00 Daily

Document Issue Date

08 October 2018

PRESCIENT RECM GLOBAL FEEDER FUND (Class D)

Minimum Disclosure Document - Period ended 30 September 2018

RECM

FUND FACTS		INVESTMENT POLICY SUMMARY				
Portfolio Manager	Piet Viljoen	The Prescient RECM Global Feeder Fund is a Rand denominated unit trust fund that provides local investors with access to the RECM Global Fund (Master Fund). The Master Fund is a US dollar denominated global fund that may invest in a wide array of assets without restrictions. The Master Fund's aim is to generate returns greater than US inflation and commensurate with equities over the long term. The Fund invests mainly in global companies at a discount to intrinsic value, while using the flexibility of the mandate to protect capital and enhance returns by investing in other mispriced global assets.				
ASISA Sector	Global Multi Asset Flexible	FUND RISK PROFILE				
Fund Launch Date	16 July 2014	LOW	LOW-MODERATE	MODERATE	MODERATE-HIGH	HIGH
Inception Date (Class D)	24 July 2014	The Fund invests in the RECM Global Fund which has a moderate to high risk profile as its portfolio is actively managed across global equities, bonds, cash and listed property assets. The Fund is less risky than a pure equity strategy while subject to the volatility of equity and currency markets.				
Total Fund Size	R367.0 million	TER AND TRANSACTION COSTS* (30 June 2018)				
Fund Size (Class D)	R226.0 million		1 Year	3 Years		
Master Fund Size (RECM Global)	US \$ 117.8 million	TER	1.3%	1.3%		
Min. Investment (Lump Sum)	R10,000	Transaction Costs	0.3%	0.3%		
Min. Investment (Monthly)	R500	Total Investment Charge	1.6%	1.6%		
Initial Fee	No initial fee					
Annual Fee	0.15% (excl. VAT)					
Intermediary Fee	0.0% (excl. VAT)					
Performance Fee	Not Applicable					
Benchmark (Bmk)	US CPI + 6% p.a. measured in ZAR					
Distribution Date (Annually)	31 March					
Latest Distribution	0.0 cpu (31 Mar '18)					

TOP TEN HOLDINGS (%)		REGIONAL EXPOSURE (%)		ASSET EXPOSURE (%)	
September 2018		September 2018			
Tesco PLC	5.8	United Kingdom	39.6		
Williams-Sonoma	4.0	United States	27.3		
Berkshire Hathaway	4.0	Japan	17.5		
Liberty Latin America Ltd	3.4	Euro Area	5.1		
Inpex Corp	3.2	Switzerland	3.9		
Reinet Investments SCA	3.2	Brazil	3.6		
Hugo Boss	2.7	South Africa	3.0		
BP PLC	2.3	Total	100.0		
Gazprom	2.3				
Prudential PLC	2.1				
Total	33.0				

PERFORMANCE NET OF FEES AND EXPENSES		RETURNS NET OF FEES (ZAR)			
<p>ILLUSTRATIVE VALUE OF FUND VS MSCI ACWI</p> <p>Source: RECM The MSCI All Countries World Index (ACWI) is an index designed to provide a broad measure of equity-market performance throughout the world. This chart thus illustrates how the RECM Global Fund has performed in comparison to a relevant global equity index</p>					
		Fund	MSCI ACWI	Bmk	
Year to Date		14.3%	19.3%	21.6%	
1 Year		6.3%	14.9%	13.7%	
3 Years		10.8%	14.2%	8.7%	
Since Inception		4.4%	14.7%	14.9%	
All periods longer than a year are annualised					
		Fund	Date Range		
Highest Annual Return		27.1%	Nov 2016 - Oct 2017		
Lowest Annual Return		-12.8%	Oct 2014 - Sep 2015		
Highest/Lowest – reflects the Fund's highest and lowest 12 month performance reported during the given period.					
Tel: +27 21 657 3440		Fax: +27 21 674 1088		Email: info@recm.co.za	
				Website: www.recm.co.za	

Disclosures: Collective Investment Schemes in Securities (CIS) should be considered as medium-to long-term investments. The Manager does not provide any guarantee either with respect to the capital or the return of the Fund. The value of participatory interests (units) may go up as well as down and past performance is not necessarily a guide to future performance. CIS are traded at ruling prices and can engage in borrowing and scrip lending. The manager may borrow up to 10% of the market value of the portfolio where insufficient liquidity exists. Forward pricing is used. Fluctuations or movements in exchange rates may cause the value of any underlying international investments to go up and down. CIS prices are calculated on a net asset basis, which is the total value of all the assets in the portfolio including any income accruals and less any permissible deductions (Brokerage, STT, VAT, Auditor's fees, Bank Charges, Trustee and Custodian fees and the annual Management fee) from the portfolio divided by the number of participatory interests (units) in issue. A schedule of fees, charges and maximum commissions is available on request from the management company. Commission and incentives may be paid and if so, would be included in the overall costs. These portfolios may be closed. Different classes of units may apply in a portfolio and are subject to different fees and charges. Investment performance is calculated by taking the actual initial fees and all ongoing fees into account for the amount shown. Income is reinvested on the reinvestment date.

PRESCIENT RECM GLOBAL FEEDER FUND

Minimum Disclosure Document - Period ended 30 September 2018

RECM

*Total Expense Ratio (TER) and Transaction Costs

The TER reflects the percentage of this Fund's Net Asset Value that was incurred as expenses relating to the administration of this Fund, including the annual fee and the performance fee and intermediary fee if applicable. A Higher TER does not necessarily imply a poor return, nor does a low TER imply a good return. The current TER may not necessarily be an accurate indication of future TER's. Transaction costs are a necessary cost in administering this Fund and impacts this Fund's returns. It should not be considered in isolation as returns may be impacted by many other factors over time including market returns, the type of financial product, the investment decisions of the investment manager and the TER. The TER and Transaction costs are a measure of the actual expenses incurred by this Fund over a 3 year period (annualised). If this Fund is between 1 and 3 years old, the TER and Transaction Costs are calculated using the actual expenses incurred since the inception of this Fund. The sum of the TER and Transactions Costs is shown as the Total Investment Charge overleaf; these costs all being VAT inclusive.

Returns are in ZAR, on a lump sum investment, NAV-NAV, net of fees with net distributions reinvested. Annualised returns are the weighted average compound growth rate earned each year over the given time period. Individual Investor's performances may differ due to fees, actual investment date, dates of reinvestments and dividend withholding taxes.

Risks associated with investing in the Fund

All investments carry risk. Different investment strategies may carry different levels and kinds of risks depending on the assets held. You should consider the risks listed below in the context of your risk profile, which includes factors such as your investment timeframe, objectives and tolerance for performance volatility, income and age. We do not offer advice, nor does the Fund's investment strategy consider your individual circumstances and we cannot advise that the Fund is suitable for your circumstance.

The Manager does not guarantee the Fund's returns, its liquidity, and repayment of capital, interest nor a rate of return. Assets that are expected to provide the highest long-term returns often have the highest short-term risk. The Fund's investment strategy and the assets it invests in, will determine the Fund's sensitivity to these risk factors.

You should obtain financial advice to determine whether the Fund is suitable for your circumstances before investing in the Fund.

Investment and Business Risk

The Fund may experience losses due to factors that affect the overall performance of the financial markets. The Fund holds securities issued by individual companies and are subject to the business risks specific to them, including sales volumes, profit margins, input costs, competition, economic climate and government regulations. The companies may also have exposure to specific financial risk, liquidity risk, market risk, exchange-rate risk and country-specific risks.

Interest Rate Risk

This is the possibility that fixed-rate debt instruments may decline in value as a result of a rise in interest rates.

Credit Risk

Refers to the possibility that a bond issuer may not be able to make expected interest payments and/or principal repayment.

Liquidity Risk

Refers to the possibility that an investor may not be able to invest or disinvest when they want to. This may occur during a period of adverse market trading conditions where the manager may not be able to buy or sell the Fund's investments because opportunities to do so are limited.

Social/Political/Legislative Risk

Risks associated with the possibility of nationalisation, unfavourable government action or social changes resulting in a loss of value is called social or political risk which may affect the Fund.

Currency/Exchange Rate Risk

Currency or exchange rate risk is a form of risk that arises from the change in price of one currency against another. The constant fluctuations in the foreign currency in which an investment is denominated relative to the currency in which the Fund is denominated may add risk to the value of a security.

International Risks

International investments or investments in foreign securities could be accompanied by additional risks such as potential constraints on liquidity and repatriation of funds, macroeconomic risk, political risk, foreign exchange risk, tax risk, settlement risk as well as potential limitations on the availability of market information.

Inflation Risk

The Fund may hold investments that do not generate sufficient income and capital gains to outperform inflation.

Key Person Risk

The Fund depends on the expertise of RECM and its investment team. The Fund could be negatively impacted if RECM does not retain key staff.

Third Party Operational Risk

The Fund's operations depend on third parties. Investors in the Fund may suffer financial loss or disruption in the event of third party operational failure.

Fees

An annual management fee (determined by the investor's selected unit class above) is levied monthly on the market value of the Prescient RECM Global Feeder Fund. The Fund invests in the Guernsey-domiciled RECM Global Fund which is an associated collective investment scheme. The RECM Global Fund levies its own charges which are charged separately and in addition to the Prescient RECM Global Feeder Fund.

Manager

Prescient Management Company (RF) (Pty) Ltd
P O Box 31142, Tokai, 7966
Company Reg 2002/022560/07
Registered under the Collective Investment
Schemes Control Act, 2002

Investment Manager

Regarding Capital Management (Pty) Ltd (FSP No 18834)
Authorised under the Financial Advisory and
Intermediary Services Act, 2002 to act in such capacity

Additional Documentation

Investors can access, free of charge, daily fund prices, quarterly reports, brochures, minimum disclosure documents, annual fund reports, application forms and investment insights on our website at www.recm.co.za.

Trustee

Nedbank Investor Services
2nd Floor, 16 Constantia Boulevard,
Constantia Kloof, Roodepoort, 1709

ISIN

ZAE000193199

Transaction Cut Off Time
13h00 Daily

Fund Valuation Time
15h00 Daily

Document Issue Date
08 October 2018

RECM GLOBAL FUND (Class D)

Minimum Disclosure Document - Period ended 30 September 2018

RECM

FUND FACTS

Portfolio Manager	Piet Viljoen
ASISA Sector	Global Multi Asset Flexible
Domicile	Guernsey
Fund Currency	US Dollars
Fund Launch Date	31 January 2006
Inception Date (Class D)	13 August 2014
Total Fund Size	US \$113.3 million
Fund Size (Class D)	US \$29.2 million
Min. Investment (Lump Sum)	US \$50,000 initial investment
Initial Fee	No initial fee
Annual Fee	0.9% (excl. VAT)
Intermediary Fee	0.0% (excl. VAT)
Performance Fee	20% of the outperformance of the hurdle over 5 years rolling
Benchmark (Bmk)*	US CPI + 6% p.a.
Performance Hurdle	US CPI + 8% p.a.
Income Distributions	None

This minimum disclosure document displays the minimum information pertaining to the RECM Global Fund and it must be read in conjunction with the Funds Offering Memorandum and Schedule of Similarities and Differences available at www.recm.co.za. The Fund is registered in South Africa as an approved foreign collective investment scheme.

INVESTMENT POLICY SUMMARY

The RECM Global Fund is a US dollar denominated global fund that may invest in a wide array of assets without any restrictions. The Fund's aim is to generate returns greater than US inflation and commensurate with global equities over the long term. The Fund invests mainly in global companies at a discount to intrinsic value, while using the flexibility of the mandate to protect capital and enhance returns by investing in other mispriced global assets.

FUND RISK PROFILE

LOW	LOW-MODERATE	MODERATE	MODERATE-HIGH	HIGH
-----	--------------	----------	----------------------	------

The Fund has a moderate to high risk profile as it is actively managed across global equities, bonds, cash and listed property assets. The Fund is less risky than a pure equity strategy while subject to the volatility of equity and currency markets.

TER AND TRANSACTION COSTS** (30 June 2018)

	1 Year	3 Years
TER	1.1%	1.1%
Performance Fee (included in TER above)	0.0%	0.0%
Transaction Costs	0.2%	0.3%
Total Investment Charge	1.3%	1.3%

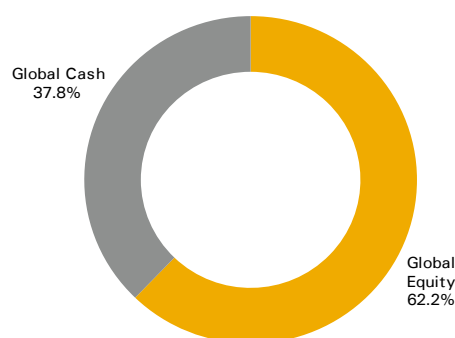
TOP TEN HOLDINGS (%)

September 2018	
Tesco PLC	5.8
Williams-Sonoma	4.0
Berkshire Hathaway	4.0
Liberty Latin America Ltd	3.4
Inpex Corp	3.2
Reinet Investments SCA	3.2
Hugo Boss	2.7
BP PLC	2.3
Gazprom	2.3
Prudential PLC	2.1
Total	33.0

REGIONAL EXPOSURE (%)

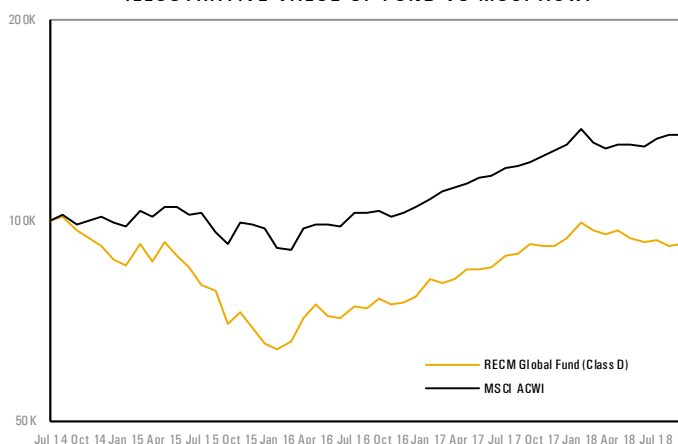
September 2018	
United Kingdom	39.6
United States	27.3
Japan	17.5
Euro Area	5.1
Switzerland	3.9
Brazil	3.6
South Africa	3.0
Total	100.0

ASSET EXPOSURE (%)



PERFORMANCE NET OF FEES AND EXPENSES

ILLUSTRATIVE VALUE OF FUND VS MSCI ACWI



The MSCI All Countries World Index (ACWI) is an index designed to provide a broad measure of equity-market performance throughout the world. This chart thus illustrates how the RECM Global Fund has performed in comparison to a relevant global equity index.

RETURNS NET OF FEES (USD)

	Fund	MSCI ACWI	Bmk*
Year to Date	-1.6%	3.8%	6.5%
1 Year	0.3%	9.8%	9.1%
3 Years	9.8%	13.4%	7.9%
Since Inception	-1.9%	7.0%	7.5%

All periods longer than a year are annualised

	Fund	Date Range
Highest Annual Return	27.2%	Feb 2016 - Jan 2017
Lowest Annual Return	-28.9%	Mar 2015 - Feb 2016

Highest/Lowest - reflects the Fund's highest and lowest 12 month performance reported during the given period.

Tel: +27 21 657 3440

Fax: +27 21 674 1088

Email: info@recm.co.za

Website: www.recm.co.za

Disclosures: Collective Investment Schemes in Securities (CIS) should be considered as medium-to long-term investments. The Manager does not provide any guarantee either with respect to the capital or the return of the Fund. The value of participatory interests (units) may go up as well as down and past performance is not necessarily a guide to future performance. CIS are traded at ruling prices and can engage in borrowing and scrip lending. The manager may borrow up to 10% of the market value of the portfolio where insufficient liquidity exists. Forward pricing is used. Fluctuations or movements in exchange rates may cause the value of any underlying international investments to go up and down. CIS prices are calculated on a net asset basis, which is the total value of all the assets in the portfolio including any income accruals and less any permissible deductions (Brokerage, STT, VAT, Auditor's fees, Bank Charges, Trustee and Custodian fees and the annual Management fee) from the portfolio divided by the number of participatory interests (units) in issue. A schedule of fees, charges and maximum commissions is available on request from the management company. Commission and incentives may be paid and if so, would be included in the overall costs. These portfolios may be closed. Different classes of units may apply in a portfolio and are subject to different fees and charges.

RECM GLOBAL FUND

Minimum Disclosure Document - Period ended 30 September 2018

RECM

*The Fund's benchmark is US Inflation + 6% p.a. Prior to 1 January 2014 the Fund's benchmark was the MSCI World Index TR. The blended benchmark reflects this combined history.

**Total Expense Ratio (TER) and Transaction Costs

The TER reflects the percentage of this Fund's Net Asset Value that was incurred as expenses relating to the administration of this Fund, including the annual fee and the performance fee and intermediary fee if applicable. A Higher TER does not necessarily imply a poor return, nor does a low TER imply a good return. The current TER may not necessarily be an accurate indication of future TER's. Transaction costs are a necessary cost in administering this Fund and impacts this Fund's returns. It should not be considered in isolation as returns may be impacted by many other factors over time including market returns, the type of financial product, the investment decisions of the investment manager and the TER. The TER and Transaction costs are a measure of the actual expenses incurred by this Fund over a 3 year period (annualised). If this Fund is between 1 and 3 years old, the TER and Transaction Costs are calculated using the actual expenses incurred since the inception of this Fund. The sum of the TER and Transactions Costs is shown as the Total Investment Charge overleaf; these costs all being VAT inclusive.

Returns are in USD, on a lump sum investment, NAV-NAV, net of fees with net distributions reinvested. Annualised returns are the weighted average compound growth rate earned each year over the given time period. Individual Investor's performances may differ due to fees, actual investment date, dates of reinvestments and dividend withholding taxes.

Risks associated with investing in the Fund

All investments carry risk. Different investment strategies may carry different levels and kinds of risks depending on the assets held. You should consider the risks listed below in the context of your risk profile, which includes factors such as your investment timeframe, objectives and tolerance for performance volatility, income and age. We do not offer advice, nor does the Fund's investment strategy consider your individual circumstances and we cannot advise that the Fund is suitable for your circumstance.

The Manager does not guarantee the Fund's returns, its liquidity, and repayment of capital, interest nor a rate of return. Assets that are expected to provide the highest long-term returns often have the highest short-term risk. The Funds' investment strategy and the assets it invests in, will determine the Fund's sensitivity to these risk factors.

You should obtain financial advice to determine whether the Fund is suitable for your circumstances before investing in the Fund.

Investment and Business Risk

The Fund may experience losses due to factors that affect the overall performance of the financial markets. The Fund holds securities issued by individual companies and are subject to the business risks specific to them, including sales volumes, profit margins, input costs, competition, economic climate and government regulations. The companies may also have exposure to specific financial risk, liquidity risk, market risk, exchange-rate risk and country-specific risks.

Interest Rate Risk

This is the possibility that fixed-rate debt instruments may decline in value as a result of a rise in interest rates.

Credit Risk

Refers to the possibility that a bond issuer may not be able to make expected interest payments and/or principal repayment.

Liquidity Risk

Refers to the possibility that an investor may not be able to invest or disinvest when they want to. This may occur during a period of adverse market trading conditions where the manager may not be able to buy or sell the Fund's investments because opportunities to do so are limited.

Social/Political/Legislative Risk

Risks associated with the possibility of nationalisation, unfavourable government action or social changes resulting in a loss of value is called social or political risk which may affect the Fund.

Currency/Exchange Rate Risk

Currency or exchange rate risk is a form of risk that arises from the change in price of one currency against another. The constant fluctuations in the foreign currency in which an investment is denominated relative to the currency in which the Fund is denominated may add risk to the value of a security.

International Risks

International investments or investments in foreign securities could be accompanied by additional risks such as potential constraints on liquidity and repatriation of funds, macroeconomic risk, political risk, foreign exchange risk, tax risk, settlement risk as well as potential limitations on the availability of market information.

Inflation Risk

The Fund may invest in cash and bonds, in South Africa or globally, that do not generate sufficient income and capital gains to outperform inflation.

Key Person Risk

The Fund depends on the expertise of RECM and its investment team. The Fund could be negatively impacted if RECM does not retain key staff.

Third Party Operational Risk

The Fund's operations depend on third parties. Investors in the Fund may suffer financial loss or disruption in the event of third party operational failure.

Fees

An annual management fee (determined by the investor's selected unit class above) is levied monthly on the market value of the Fund. An annual performance fee of 20% is levied on returns (net of fees) in excess of the Performance Hurdle. Performance fees are calculated and accrued daily. While the performance fee accrual is calculated daily, for inclusion in the daily unit price, it will only be paid should the Manager outperform the performance fee hurdle over a 60-month rolling period. The performance fee is in addition to the annual management fee. No maximum is set for the performance fee.

Manager

RECM Global Management Limited
Dorey Court, Admiral Park
St Peter Port
Guernsey

Investment Advisor

Regarding Capital Management (Pty) Ltd (FSP No 18834)
Authorised under the Financial Advisory and
Intermediary Services Act, 2002 to act in such capacity

Custodian

Northern Trust (Guernsey) Limited

Administrator

JTC Fund Solutions Limited
Dorey Court, Admiral Park
St Peter Port, Guernsey

Additional Documentation

Investors can access, free of charge, daily fund prices, quarterly reports, brochures, minimum disclosure documents, annual fund reports, application forms and investment insights on our website at www.recm.co.za.

Bloomberg Ticker
RECMGLD GU

ISIN
GG00BP8YH636

SEDOL CODE
BP8YH63

Transaction Cut Off Time
15h30 Daily (Guernsey Time)

Fund Valuation Time
23h00 Daily (Guernsey Time)

Document Issue Date
08 October 2018