

# RE:CM GLOBAL Fund (Class A)

Period ended 30 June 2013

<b>Portfolio Manager</b>	Daniel Malan, Wilhelm Hertzog, Paul Whitburn
<b>Sector</b>	Global Equity
<b>Inception Date</b>	31 March 2006
<b>Total Fund Size</b>	US \$459.8 million
<b>Fund Size (Class A)</b>	US \$419.5 million
<b>Benchmark</b>	MSCI World Index
<b>Min. Investment</b>	\$50,000 initial investment
<b>Fund Status</b>	Open
<b>Initial Fee</b>	No initial fee
<b>Annual Fee (Class A)</b>	0.5% annual fee
<b>Hurdle Rate</b>	MSCI World + 2.5%
<b>Performance Fee</b>	20% above/below hurdle rate
<b>Pricing Frequency</b>	Weekly
<b>Administrators</b>	Kleinwort Benson
<b>Domicile</b>	Guernsey
<b>Total Expense Ratio</b>	0.58%
<b>Income Declarations</b>	None
<b>Regulation 28</b>	Does not comply

## About the Fund

The RE:CM Global Fund is a US dollar denominated equity-centric fund domiciled in Guernsey. It invests predominantly in large global companies listed on recognised exchanges across all markets. A prospectus is available from RE:CM Collective Investments (Pty) Ltd.

## Fund Objective

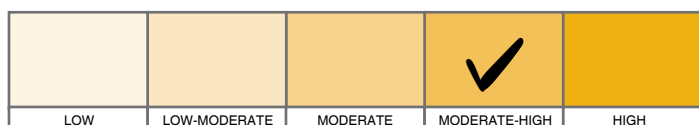
The portfolio aims to outperform the MSCI World Index in USD (including income) over the long term with lower than average risk of capital loss and with less volatility than the index.

## Risk Measures

Whilst the risk is higher than that of a global balanced fund, our investment process is designed to minimise the risk of losing money over the long term.

## RISK STATISTICS AND PORTFOLIO DETAIL

### FUND RISK PROFILE



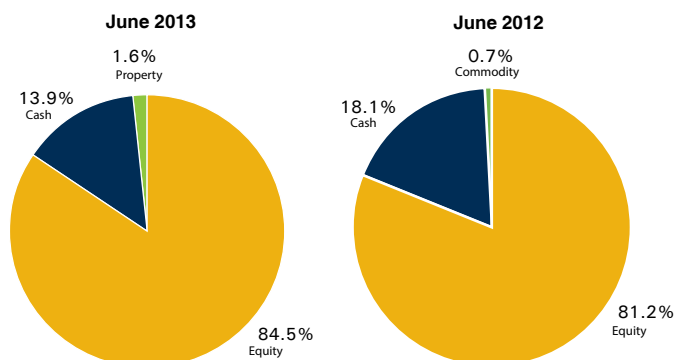
### TOP HOLDINGS (%)

June 2013			
Ichirizuka Master Fund	5.6	Ultra Petroleum	4.0
Microsoft	5.4	Arcelor Mittal	3.7
Carrefour	4.7	BP	3.4
Intel	4.4	Wellpoint	3.3
Amplats	4.2	NTT Docomo	3.0

### GEOGRAPHICAL ALLOCATION (%)

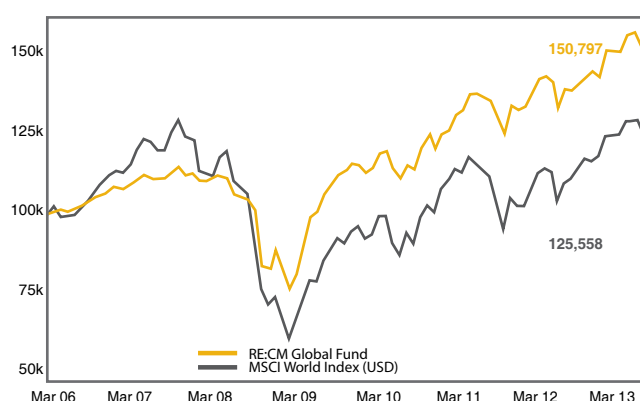
June 2013			
United States of America	40.1	United Kingdom	4.1
Europe	26.4	Hong Kong	2.9
Japan	15.3	Australia	0.4
South Africa	10.8	Canada	0.0

### ASSET ALLOCATION



## PERFORMANCE AND COMMENTARY

### RETURNS SINCE INCEPTION (after fees)



### RETURNS TO END JUNE 2013

	Fund	Benchmark
1 Year	14.3%	19.3%
3 Years	12.4%	14.4%
5 Years	8.3%	3.3%
Since Inception	6.5%	3.8%
Maximum Drawdown*	-33.1%	-53.7%

- Returns are in USD net of fees with distributions re-invested. Source: RE:CM Analyst, Bloomberg.
- Periods greater than 1 year are annualised
- Inception Date, 31 March 2006
- \* Life of Fund

### INVESTMENT COMMENT

The RE:CM Global Fund owns shares in Implats, Amplats and Anglo American. These are companies that have significant operations in SA and while most of their costs are also in SA Rands, these are in fact global businesses with revenues priced in US Dollars and affected by outcomes in global economies. We own these in the fund because we are increasingly interested in cheap global cyclical stocks, because that is where markets are offering the best prospective investment returns. However, while Anglo American is very cheap at present, BHP Billiton is priced at fair value. Furthermore, the commodity mix in these two businesses is very different. Anglo American has significant exposure to platinum, which is hated, and BHP doesn't have any exposure to platinum. And we are impressed with Mr Cutifani's public statements to date. Time will tell, but it appears as if Anglo American may be going back to its roots in terms of being a counter-cyclical capital allocator in the global commodity markets. This could mark an important turning point for the company and its long term shareholders.

Tel: +27 21 657 3440

Fax: +27 21 674 1088

Email: info@reem.co.za

Website: www.reem.co.za

**Disclaimer:** Collective Investment Schemes in Securities are generally medium to long term investments. The value of participatory interests may go down as well as up and past performance is not necessarily a guide to the future. Fluctuations or movements in exchange rates may cause the value of underlying international investments to go up or down. Collective investments are traded at ruling prices and can engage in scrip lending. The manager may borrow up to 10% of the market value of the portfolio where insufficient liquidity exists. A schedule of fees and charges and maximum commissions is available from the company/ scheme. Commission and incentives may be paid and if so, would be included in the overall costs. The quantifiable deduction is the annual management fee (and performance fee), whilst non-quantifiable fees included in the net asset value price may comprise brokerage, auditor's fees, bank charges, UST, trustee and custodian fees. Collective investment prices are calculated on a net asset value basis, which is the total value of all assets in the portfolio including any income accrued and less any permissible deductions from the portfolio. Forward pricing is used. Fund valuations take place at 11 pm Guernsey time on the first business day of each week. Withdrawal requests and contributions must be received by the Manager by 4 pm Guernsey time on the first business day of the week to be processed that week. The Management Company is RE:CM Guernsey Management Company Limited. The Custodian is Royal Bank of Canada (Channel Islands) Limited and the Administrators are Kleinwort Benson. This fact sheet should be read in conjunction with the "Schedule of Similarities and Differences" available on the website. RE:CM Collective Investments (Pty) Ltd is a member of the Association for Savings and Investment SA (ASISA).