

RE:CM Global FLEXIBLE Fund (Class A)

Period ended 31 October 2012

RE:CM

YOUR CAPITAL FIRST

Portfolio Manager	Daniel Malan, Piet Viljoen, Wilhelm Hertzog, Paul Whitburn
Sector	Worldwide Asset Allocation Flexible
Inception Date	3 April 2003
Total Fund Size	R1.35 billion
Fund Size (Class A)	R946.1 million
Benchmark	Inflation (CPI) + 8%
Min. Investment	R150,000 initial investment
Fund Status	Open
Initial Fee	No initial fee
Annual Fee (Class A)	1% annual fee (excl. VAT)
Hurdle Rate	CPI + 8%
Performance Fee	20% above/below hurdle rate
Total Expense Ratio	1.31%
Income Declarations	31 March, 30 June, 30 September, 31 December
Regulation 28	Does not comply

About the Fund

The RE:CM Global Flexible Fund is a rand denominated worldwide balanced fund that may invest in equities, bonds, property, cash and offshore assets. Funds are shifted between various asset classes to take advantage of areas of value.

Fund Objective

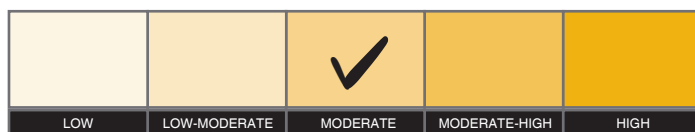
The primary objective of the portfolio is to generate returns greater than inflation over the long term with lower than average risk for investors.

Risk Measures

We look at risk in terms of losing money, not in terms of volatility. Our main risk management tool is our investment philosophy. As value investors, we aim to buy and hold good quality companies and do so with a margin of safety. Our ability to move between asset classes assists in reducing the risk in the fund.

RISK STATISTICS AND PORTFOLIO DETAIL

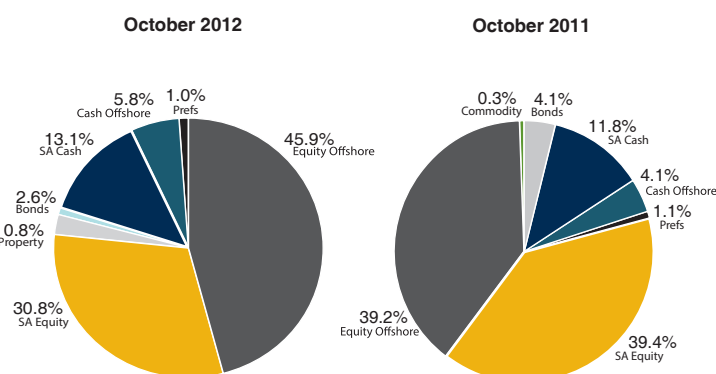
FUND RISK PROFILE



TOP HOLDINGS (%)

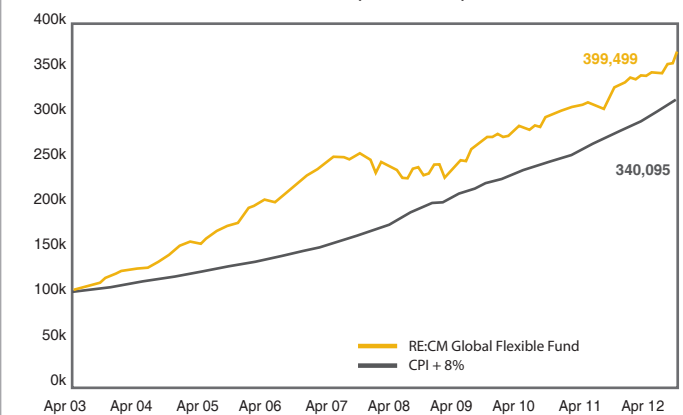
October 2012		October 2011	
Carrefour	7.0	Sun International	5.4
Sun International	5.5	Johnson & Johnson	5.2
Amplats	4.7	BP	3.8
Microsoft	3.3	Harmony	3.5
Anglo American	3.3	Microsoft	3.4
BP	2.8	Discovery	3.1
Berkshire Hathaway	2.8	Amplats	2.8
Tokyo Gas	2.4	Old Mutual	2.7
Dell	2.3	Berkshire Hathaway	2.6
Ultra Petroleum	2.2	Vodafone	2.6

ASSET ALLOCATION



PERFORMANCE AND COMMENTARY

RETURNS SINCE INCEPTION (after fees)



RETURNS TO END OCTOBER 2012 (%)

	Fund	Benchmark
1 Year	13.6%	13.5%
3 Years	11.3%	12.8%
5 Years	8.2%	14.5%
Since Inception	15.7%	13.8%

- Returns in ZAR net of fees with distributions re-invested. Source: RE:CM Analyst.
- Periods greater than 1 year are annualised
- Inception Date, 3 April 2003

INVESTMENT COMMENT

Recent results for Sun International surprised the market with a small recovery in gross gaming revenue. This was met with a strong price gain, often indicative of a depressed share price. In addition, PWC recently published a comprehensive hotel industry review in which they found that virtually no new hotel rooms are expected to be built over the next 5 years. Lonmin announced a rights issue larger than we anticipated, but they will now be fully funded for all their existing capital projects for the next 4 years. During this time we anticipate the platinum market to move into deficit and the platinum price to normalize. Their debt covenants have also been renegotiated on what we consider to be favourable terms. Carrefour, under the leadership of a new, highly credible CEO, sold their Colombian food retail business for an unexpectedly high price, prompting a 10% share price gain in one day. They also announced the sale of their Malaysian food retail business. These positive developments are in line with our key expectations around the leadership change in this company. We review each of our portfolio holdings against our expectations for the investment thesis over an anticipated 5 year plus holding period. One thing that is important to bear in mind is that we will almost never be exactly right on any one individual aspect of our thesis. We aim to be approximately correct on the bigger picture outcome over the whole holding period.

Tel: +27 21 657 3440

Fax: +27 21 674 1088

Email: info@reem.co.za

Website: www.reem.co.za

Disclaimer: Collective Investment Schemes in Securities (Unit trusts) are generally medium to long term investments. The value of participatory interests (units) may go down as well as up and past performance is not necessarily a guide to future performance. Unit trusts are traded at ruling prices and can engage in borrowing and scrip lending. The manager may borrow up to 10% of the market value of the portfolio where insufficient liquidity exists. A schedule of fees and charges and maximum commissions is available on request from the management company, RE:CM Collective Investments (Pty) Ltd (RE:CM). Commission and incentives may be paid and if so, would be included in the overall costs. Forward pricing is used. Funds are valued daily at 15h00. Instructions must reach RE:CM before 14h00 to ensure same day value. Fluctuations or movements in exchange rates may cause the value of underlying international investments to go up or down. Different classes of units apply to these portfolios and are subject to different fees and charges. Unit trust prices are calculated on a net asset value basis, defined as the total market value of all assets in the unit portfolio including any income accruals and less any permissible deductions (brokerage, uncertificated securities tax, VAT, auditors' fees, bank charges, custodian fees, trustee fees, annual management fee and performance fees) from the portfolio divided by the number of units in issue. These portfolios may be closed. RE:CM Collective Investments (Pty) Ltd, Company Registration Number: 2004/027540/07, is a member of the Association for Savings and Investment SA (ASISA). Trustees: The Standard Bank of SA Limited, PO Box 54, Cape Town, 8000. The RE:CM Global Flexible Fund Class A has a Total Expense Ratio of 1.31%. For the period from 01 October 2011 to 30 September 2012, 1.31% of the average Net Asset Value of the portfolio was incurred as charges, levies and fees related to the management of the portfolio. A higher TER ratio does not necessarily imply a poor return, nor does a low TER imply a good return. The current TER can not be regarded as an indication of future TER's. Inclusive of the TER of 1.31%, a performance fee of 0.0% of the Net Asset Value of the class of participatory interest in the portfolio was recovered.