

RE:CM Global FLEXIBLE Fund (Class A)

Period ended 31 July 2012

Portfolio Manager	Daniel Malan, Piet Viljoen, Wilhelm Hertzog
Sector	Worldwide Asset Allocation Flexible
Inception Date	3 April 2003
Total Fund Size	R1.19 billion
Fund Size (Class A)	R853.9 million
Benchmark	Inflation (CPI) + 8%
Min. Investment	R150,000 initial investment
Fund Status	Open
Initial Fee	No initial fee
Annual Fee (Class A)	1% annual fee excl. VAT
Hurdle Rate	CPI + 8%
Performance Fee	20% above/below hurdle rate
Total Expense Ratio	1.30%
Income Declarations	31 March ,30 June, 30 September, 31 December
Regulation 28	Does not comply

About the Fund

The RE:CM Global Flexible Fund is a rand denominated worldwide balanced fund that may invest in equities, bonds, property, cash and offshore assets. Funds are shifted between various asset classes to take advantage of areas of value.

Fund Objective

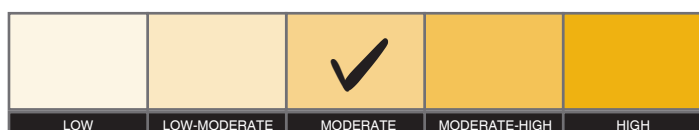
The primary objective of the portfolio is to generate returns greater than inflation over the long term with lower than average risk for investors.

Risk Measures

We look at risk in terms of losing money, not in terms of volatility. Our main risk management tool is our investment philosophy. As value investors, we aim to buy and hold good quality companies and do so with a margin of safety. Our ability to move between asset classes assists in reducing the risk in the fund.

RISK STATISTICS AND PORTFOLIO DETAIL

FUND PROFILE

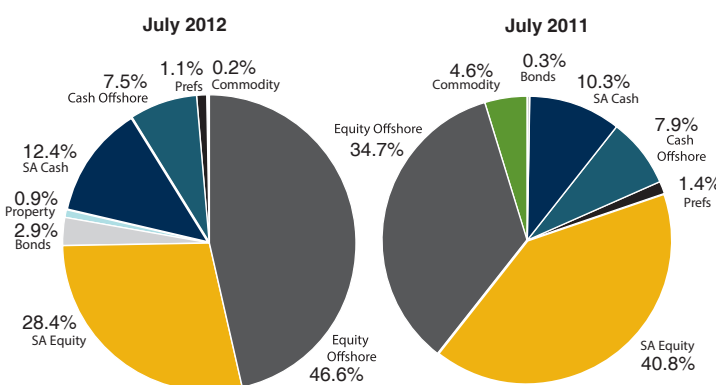


• This fund has a moderate risk profile

TOP HOLDINGS (%)

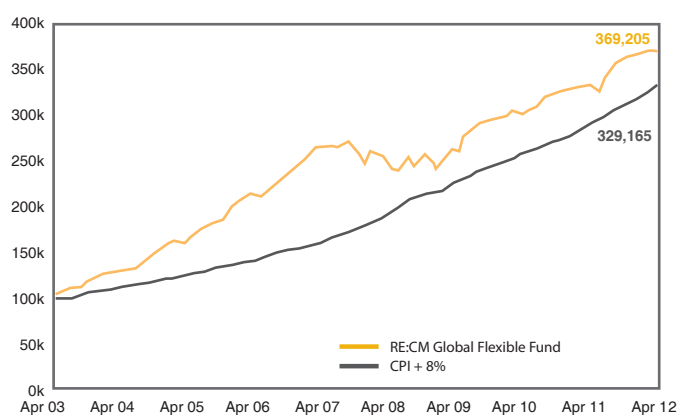
	July 2012	July 2011		July 2011
Carrefour	5.7	Sun International	5.8	
Sun International	5.1	Johnson & Johnson	5.0	
Amplats	3.9	Telkom	3.2	
Microsoft	3.7	Harmony Gold	3.1	
Berkshire Hathaway	3.1	Discovery	2.9	
BP	2.8	Tokyo Gas	2.7	
Coca-Cola Hellenic	2.7	BP	2.7	
Anglo American	2.5	Walmart	2.5	
Johnson & Johnson	2.4	Old Mutual	2.2	
Dell	2.3	Amplats	2.2	

ASSET ALLOCATION



PERFORMANCE AND COMMENTARY

RETURNS SINCE INCEPTION (after fees)



RETURNS TO END JULY 2012 (%)

	Fund	Benchmark
1 Year	11.8%	13.5%
3 Years	10.3%	13.0%
5 Years	6.9%	14.6%
Since Inception	15.2%	13.7%

- Returns in ZAR net of fees with distributions re-invested. Source: RE:CM Analyst, Datastream.
- Periods greater than 1 year are annualised
- Inception Date, 3 April 2003

INVESTMENT COMMENT

Equity in high quality businesses listed in Europe, such as Carrefour and Coca-Cola Hellenic, dominated the purchasing side of the ledger over the past six months. This was followed by two newer investment ideas in the resources sector in South Africa, being Anglo American Plc and Anglo American Platinum. Few people are aware of the fact that the resources sector has significantly underperformed on the FTSE/JSE All Share Index for the past 10 years despite the so-called 'commodity super-cycle'. Given this information it is not surprising that our analysts have lately found some value in this unloved part of the market. And following a poor quarterly trading update, which has absolutely nothing to do with the value of the business, Dell's share price declined substantially and the portfolio managers were able to allocate more fund capital at a very appealing price-to-value ratio. On the other side of the ledger, we sold down exposures in Old Mutual, Harmony and Discovery, following outsized positive price gains, while Vodafone and Johnson & Johnson were reduced to make space for newer and far cheaper investment ideas.

Tel: +27 21 657 3440

Fax: +27 21 674 1088

Email: info@reem.co.za

Website: www.reem.co.za

Disclaimer: Collective Investment Schemes in Securities (Unit trusts) are generally medium to long term investments. The value of participatory interests (units) may go down as well as up and past performance is not necessarily a guide to future performance. Unit trusts are traded at ruling prices and can engage in borrowing and scrip lending. The manager may borrow up to 10% of the market value of the portfolio where insufficient liquidity exists. A schedule of fees and charges and maximum commissions is available on request from the management company, RE:CM Collective Investments (Pty) Ltd (RE:CM). Commission and incentives may be paid and if so, would be included in the overall costs. Forward pricing is used. Funds are valued daily at 15h00. Instructions must reach RE:CM before 14h00 to ensure same day value. Fluctuations or movements in exchange rates may cause the value of underlying international investments to go up or down. Different classes of units apply to these portfolios and are subject to different fees and charges. Unit trust prices are calculated on a net asset value basis, defined as the total market value of all assets in the unit portfolio including any income accruals and less any permissible deductions (brokerage, uncertificated securities tax, VAT, auditors' fees, bank charges, custodian fees, trustee fees, annual management fee and performance fees) from the portfolio divided by the number of units in issue. These portfolios may be closed. RE:CM Collective Investments (Pty) Ltd, Company Registration Number: 2004/027540/07, is a member of the Association for Savings and Investment SA (ASISA). Trustees: The Standard Bank of SA Limited, PO Box 54, Cape Town, 8000. The RE:CM Global Flexible Fund Class A has a Total Expense Ratio of 1.30%. For the period from 01 July 2011 to 30 June 2012, 1.30% of the average Net Asset Value of the portfolio was incurred as charges, levies and fees related to the management of the portfolio. A higher TER ratio does not necessarily imply a poor return, nor does a low TER imply a good return. The current TER may not be regarded as an indication of future TER's. Inclusive of the TER of 1.30%, a performance fee of 0.0% of the Net Asset Value of the class of participatory interest in the portfolio was recovered.