

# RECM MONEY MARKET FUND (Class A)

Minimum Disclosure Document - Period ended 31 December 2018

# RECM

## FUND FACTS

Portfolio Manager	Piet Viljoen
ASISA Sector	South Africa Interest Bearing Money Market
Fund Launch Date	15 February 2010
Inception Date (Class A)	01 October 2010
Total Fund Size	R663.4 million
Fund Size (Class A)	R633.3 million
Min. Investment (Lump Sum)	R10,000
Min. Investment (Monthly)	R500
Min. Investment (Tax free)	R250
Initial Fee	No initial fee
Annual Fee	0.15% (excl. VAT)
Intermediary Fee	0.0% (excl. VAT)
Benchmark (Bmk)	STeFI Call Rate
Distribution Dates	Monthly
Latest Distribution	7.3 cents per participatory unit over the past 12 months

## INVESTMENT POLICY SUMMARY

The RECM Money Market Fund is a money market unit trust that provides a sensible cash portfolio with very competitive fees. The Fund aims to maximise interest income, preserve capital and provide liquidity by investing in a diversified portfolio of money market instruments. Capital losses are unlikely but may occur. For example, should one of the issuers of an asset held within the underlying Fund default and a loss occur, this loss will be borne by the Fund and the investors.

### FUND RISK PROFILE

LOW	LOW-MODERATE	MODERATE	MODERATE-HIGH	HIGH
-----	--------------	----------	---------------	------

The Fund has a low risk profile with an actively managed and diversified portfolio of South African money market instruments which have a low credit risk and whose prices fluctuate less than other asset classes.

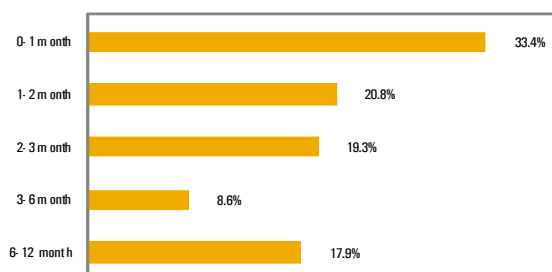
### TER AND TRANSACTION COSTS\* (31 December 2018)

	1 Year	3 Years
TER	0.2%	0.2%
Transaction Costs	0.0%	0.0%
<b>Total Investment Charge</b>	<b>0.2%</b>	<b>0.2%</b>

## TOP COUNTERPARTIES (%)

December 2018	
Investec	29.0%
Nedbank	28.2%
ABSA	20.2%
Firstrand	10.1%
China Construction Bank	5.1%
National Treasury	4.6%
Standard Bank	2.8%
<b>Total</b>	<b>100.0</b>

## DURATION BREAKDOWN (%)



## Credit Exposure (%)

Banks	95.4
Government & Parastatals	4.6
<b>Total</b>	<b>100.0</b>

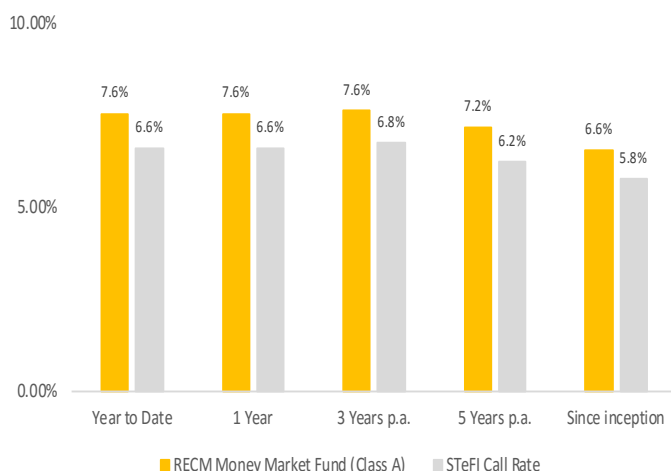
## Effective Yield

Effective yield** as at 31 December 2018 (net of fees)	7.9%
Fund duration (days)	87.0

\*\*Annualised 12 month yield based on the position of the fund as at date.

## PERFORMANCE NET OF FEES AND EXPENSES

### ILLUSTRATIVE VALUE OF FUND VS STeFI CALL RATE



Source: RECM, Profile Data

## RETURNS NET OF FEES (ZAR)

	Fund	Benchmark
Year to Date	7.6%	6.6%
1 Year	7.6%	6.6%
3 Years	7.6%	6.8%
5 Years	7.2%	6.2%
Since Inception	6.6%	5.8%

All periods longer than a year are annualised

	Fund	Date Range
Highest Annual Return	7.8%	Aug 2016 - Jul 2017
Lowest Annual Return	5.4%	Oct 2010 - Sep 2011

Highest/Lowest – reflects the Fund's highest and lowest 12 month performance reported during the given period.

### MONTHLY RETURNS FOR THE PAST 12 MONTHS

Jan '18	Feb '18	Mar '18	Apr '18	May '18	Jun '18
0.62%	0.57%	0.62%	0.60%	0.61%	0.58%
July '18	Aug '18	Sep '18	Oct '18	Nov '18	Dec '18
0.60%	0.61%	0.60%	0.62%	0.61%	0.64%

Tel: +27 21 657 3440

Fax: +27 21 674 1088

Email: [info@recm.co.za](mailto:info@recm.co.za)

Website: [www.recm.co.za](http://www.recm.co.za)

**Disclosures:** Collective Investment Schemes in Securities (CIS) should be considered as medium-to long-term investments. The Manager does not provide any guarantee either with respect to the capital or the return of the Fund. The value of participatory interests (units) may go up as well as down and past performance is not necessarily a guide to future performance. CIS are traded at ruling prices and can engage in borrowing and scrip lending. The manager may borrow up to 10% of the market value of the portfolio where insufficient liquidity exists. Forward pricing is used. Fluctuations or movements in exchange rates may cause the value of any underlying international investments to go up and down. CIS prices are calculated on a net asset basis, which is the total value of all the assets in the portfolio including any income accruals and less any permissible deductions (Brokerage, STT, VAT, Auditor's fees, Bank Charges, Trustee and Custodian fees and the annual Management fee) from the portfolio divided by the number of participatory interests (units) in issue. A schedule of fees, charges and maximum commissions is available on request from the management company. Commission and incentives may be paid and if so, would be included in the overall costs. These portfolios may be closed. Different classes of units may apply in a portfolio and are subject to different fees and charges.

A MEMBER OF THE ASSOCIATION FOR SAVINGS & INVESTMENT SA

# RECM MONEY MARKET FUND

Minimum Disclosure Document - Period ended 31 December 2018

# RECM

## \*Total Expense Ratio (TER) and Transaction Costs

The TER reflects the percentage of this Fund's Net Asset Value that was incurred as expenses relating to the administration of this Fund, including the annual fee and the performance fee and intermediary fee if applicable. A Higher TER does not necessarily imply a poor return, nor does a low TER imply a good return. The current TER may not necessarily be an accurate indication of future TER's. Transaction costs are a necessary cost in administering this Fund and impacts this Fund's returns. It should not be considered in isolation as returns may be impacted by many other factors over time including market returns, the type of financial product, the investment decisions of the investment manager and the TER. The TER and Transaction costs are a measure of the actual expenses incurred by this Fund over a 3 year period (annualised). If this Fund is between 1 and 3 years old, the TER and Transaction Costs are calculated using the actual expenses incurred since the inception of this Fund. The sum of the TER and Transactions Costs is shown as the Total Investment Charge overleaf; these costs all being VAT inclusive.

Returns are in ZAR, on a lump sum investment, NAV-NAV, net of fees with net distributions reinvested. Source RECM, Bloomberg. Annualised returns are the weighted average compound growth rate earned each year over the given time period. Individual Investor's performances may differ due to fees, actual investment date, dates of reinvestments and dividend withholding taxes.

## Risks associated with investing in the Fund

All investments carry risk. Different investment strategies may carry different levels and kinds of risks depending on the assets held. You should consider the risks listed below in the context of your risk profile, which includes factors such as your investment timeframe, objectives and tolerance for performance volatility, income and age. We do not offer advice, nor does the Fund's investment strategy consider your individual circumstances and we cannot advise that the Fund is suitable for your circumstance.

The Manager does not guarantee the Fund's returns, its liquidity, and repayment of capital, interest nor a rate of return. Assets that are expected to provide the highest long-term returns often have the highest short-term risk. The Funds' investment strategy and the assets it invests in, will determine the Fund's sensitivity to these risk factors.

You should obtain financial advice to determine whether the Fund is suitable for your circumstances before investing in the Fund.

## Total Return

Investors' total returns are made up of interest received and any gain or loss made on any particular instrument; and that in most cases the return will merely have the effect of increasing or decreasing the daily yield, but in cases of abnormal losses it can have the effect of reducing the capital value of the portfolio.

## Yield Calculation

The Fund's yield quoted on an annual effective rate (NACA) basis. The NACA is the effective interest rate an investor can expect to earn over a 12 month period based on the nominal yield of the fund at a point in time. The nominal yield is simply the net interest accrual of all the instruments in the fund divided by the number of units in the fund (the fund NAV). The quoted NACA is always higher than the nominal yield because the calculation is based on an investor re-investing the monthly income distribution back into the fund at the nominal yield. (i.e. The NACA is the compounded annual 12-month rate).

## Interest Rate Risk

This is the possibility that fixed-rate debt instruments may decline in value as a result of a rise in interest rates.

## Credit Risk

Refers to the possibility that a fixed income instrument or money market issuer may not be able to make expected interest payments and/or principal repayment.

## Liquidity Risk

Refers to the possibility that an investor may not be able to invest or disinvest when they want to. This may occur during a period of adverse market trading conditions where the manager may not be able to buy or sell the Fund's investments because opportunities to do so are limited.

## Social/Political/Legislative Risk

Risks associated with the possibility of nationalisation, unfavourable government action or social changes resulting in a loss of value is called social or political risk which may affect the Fund.

## Inflation Risk

The Fund may invest in cash and other fixed income instruments that do not generate sufficient income and capital gains to outperform inflation.

## Key Person Risk

The Fund depends on the expertise of RECM and its investment team. The Fund could be negatively impacted if RECM does not retain key staff.

## Third Party Operational Risk

The Fund's operations depend on third parties. Investors in the Fund may suffer financial loss or disruption in the event of third party operational failure.

## Fees

An annual management fee of 0.15%, excluding VAT is levied monthly on the market value of the RECM Money Market Fund (Class A).

## Manager

RECM Collective Investments (Pty) Ltd  
P O Box 45040, Claremont, 7735  
Company Reg 2004/027540/07  
Registered under the Collective Investment  
Schemes Control Act, 2002

## Investment Manager

Regarding Capital Management (Pty) Ltd (FSP No 18834)  
Authorised under the Financial Advisory and  
Intermediary Services Act, 2002 to act in such capacity

## Additional Documentation

Investors can access, free of charge, daily fund prices, quarterly reports, brochures, minimum disclosure documents, annual fund reports, application forms and investment insights on our website at [www.recm.co.za](http://www.recm.co.za).

## Trustee

The Standard Bank of South Africa Limited  
P O Box 54  
Cape Town, 8000

**Bloomberg Ticker**  
RCCMMKT SJ

**ISIN**  
ZAE000149886

**Transaction Cut Off Time**  
11h00 Daily

**Fund Valuation Time**  
18h00 Daily

**Document Issue Date**  
10 January 2019

# RECM BALANCED FUND (Class A)

Minimum Disclosure Document - Period ended 31 December 2018

# RECM

## FUND FACTS

Portfolio Manager	Piet Viljoen
ASISA Sector	South African Multi Asset High Equity
Regulation 28	Complies
Fund Launch Date	15 February 2010
Inception Date (Class A)	01 August 2011
Total Fund Size	R98.8 million
Fund Size (Class A)	R98.8 million
Min. Investment (Lump Sum)	R10,000
Min. Investment (Monthly)	R500
Min. Investment (Tax free)	R250
Initial Fee	No initial fee
Annual Fee	0.9% (excl. VAT)
Performance Fee	Not Applicable
Current Benchmark (Bmk)*	SA CPI + 5% p.a.
Distribution Dates	31 March, 30 June, 30 September, 31 December
Latest Distribution	0.8 cpu (30 Sep '18) ; 0.5 cpu (30 Jun '18) 0.7 cpu (31 Mar '18) ; 0.5 cpu (31 Dec '17)

## INVESTMENT POLICY SUMMARY

The RECM Balanced Fund is a unit trust which offers investors medium to long term income and capital growth by actively investing in a mix of local and global equities, bonds, property and cash. A maximum of 75% of the Fund's assets may be invested in equities and a maximum of 30% globally.

### FUND RISK PROFILE

LOW	LOW-MODERATE	<b>MODERATE</b>	MODERATE-HIGH	HIGH
-----	--------------	-----------------	---------------	------

The Fund has a moderate risk profile as it is actively managed across a diversified portfolio of South African and global equities, bonds, cash and listed property assets.

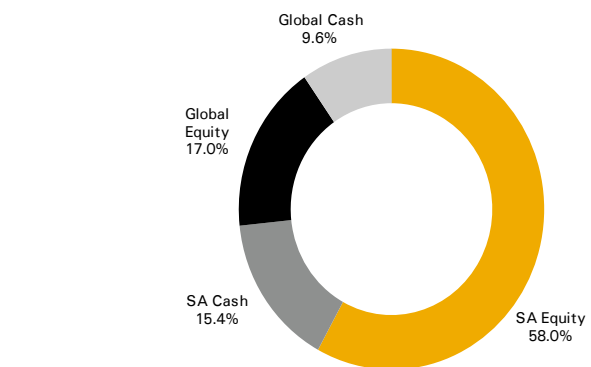
### TER AND TRANSACTION COSTS\*\* (30 September 2018)

	1 Year	3 Years***
TER	1.3%	1.8%
Performance Fee (included in TER above)	0.0%	0.0%
Transaction Costs	0.4%	0.6%
<b>Total Investment Charge</b>	<b>1.7%</b>	<b>2.4%</b>

\*\*\*The 3 Year TER includes a portion of the Fund's history prior to Dec 2015 when it was not available to retail investors and costs were thus disproportionately high relative to fund size.

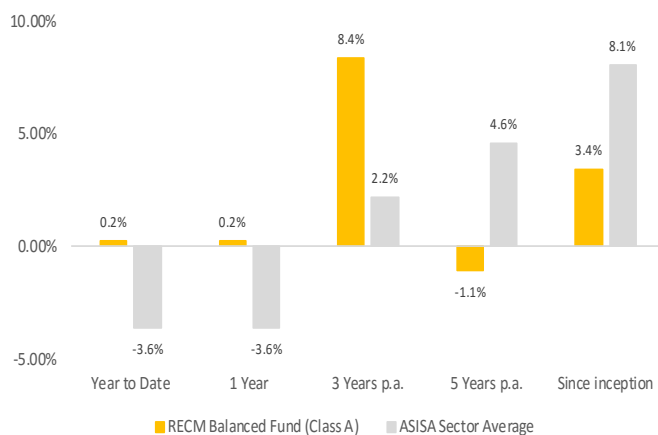
## TOP TEN HOLDINGS (%) REGIONAL EXPOSURE (%) ASSET EXPOSURE (%)

December 2018		December 2018	
Hosken Cons Investments Ltd	6.4	South Africa	73.4
Standard Bank Group Ltd	6.1	United Kingdom	11.5
The Spar Group Ltd	4.5	United States	7.6
Firststrand Ltd	3.6	Euro Area	1.2
Mediclinic International PLC	3.0	Japan	5.5
MTN Group Ltd	2.9	Brazil	0.2
Old Mutual Ltd	2.8	Switzerland	0.5
RECM and Calibre Ltd	2.5	Hong Kong	0.1
Compagnie Richemont	2.4	<b>Total</b>	<b>100.0</b>
Unicorn Capital Partners Ltd	2.2		
<b>Total</b>	<b>36.4</b>		



## PERFORMANCE NET OF FEES AND EXPENSES RETURNS NET OF FEES (ZAR)

### ILLUSTRATIVE RETURNS OF FUND VS ASISA SECTOR AVERAGE



Source: RECM, Profile Data

	Fund	ASISA Sector Avg	CPI + 5%*
Year to Date	0.2%	-3.6%	10.4%
1 Year	0.2%	-3.6%	10.2%
3 Years	8.4%	2.2%	10.5%
5 Years	-1.1%	4.6%	10.4%
Since Inception	3.4%	8.1%	10.4%

All periods longer than a year are annualised

	Fund	Date Range
Highest Annual Return	26.1%	Feb 2016 - Jan 2017
Lowest Annual Return	-23.8%	Jan 2015 - Dec 2015

Highest/Lowest - reflects the Fund's highest and lowest 12 month performance reported during the given period.

\*The Fund's benchmark is SA Inflation + 5% p.a. Prior to 1 February 2014 the Fund's benchmark was SA Inflation + 6% p.a.

Tel: +27 21 657 3440

Fax: +27 21 674 1088

Email: info@recm.co.za

Website: www.recm.co.za

**Disclosures:** Collective Investment Schemes in Securities (CIS) should be considered as medium to long-term investments. The Manager does not provide any guarantee either with respect to the capital or the return of the Fund. The value of participatory interests (units) may go up as well as down and past performance is not necessarily a guide to future performance. CIS are traded at ruling prices and can engage in borrowing and scrip lending. The manager may borrow up to 10% of the market value of the portfolio where insufficient liquidity exists. Forward pricing is used. Fluctuations or movements in exchange rates may cause the value of any underlying international investments to go up and down. CIS prices are calculated on a net asset basis, which is the total value of all the assets in the portfolio including any income accruals and less any permissible deductions (Brokerage, STT, VAT, Auditor's fees, Bank Charges, Trustee and Custodian fees and the annual Management fee) from the portfolio divided by the number of participatory interests (units) in issue. A schedule of fees, charges and maximum commissions is available on request from the management company. Commission and incentives may be paid and if so, would be included in the overall costs. These portfolios may be closed. Different classes of units may apply in a portfolio and are subject to different fees and charges.

# RECM BALANCED FUND

Minimum Disclosure Document - Period ended 31 December 2018

# RECM

\*The Fund's benchmark is SA Inflation + 5% p.a. Prior to 1 February 2014 the Fund's benchmark was SA Inflation + 6% p.a. The blended benchmark reflects this combined history.

## \*\*Total Expense Ratio (TER) and Transaction Costs

The TER reflects the percentage of this Fund's Net Asset Value that was incurred as expenses relating to the administration of this Fund, including the annual fee and the performance fee and intermediary fee if applicable. A Higher TER does not necessarily imply a poor return, nor does a low TER imply a good return. The current TER may not necessarily be an accurate indication of future TER's. Transaction costs are a necessary cost in administering this Fund and impacts this Fund's returns. It should not be considered in isolation as returns may be impacted by many other factors over time including market returns, the type of financial product, the investment decisions of the investment manager and the TER. The TER and Transaction costs are a measure of the actual expenses incurred by this Fund over a 3 year period (annualised). If this Fund is between 1 and 3 years old, the TER and Transaction Costs are calculated using the actual expenses incurred since the inception of this Fund. The sum of the TER and Transactions Costs is shown as the Total Investment Charge overleaf; these costs all being VAT inclusive.

Returns are in ZAR, on a lump sum investment, NAV-NAV, net of fees with net distributions reinvested. Annualised returns are the weighted average compound growth rate earned each year over the given time period. Individual Investor's performances may differ due to fees, actual investment date, dates of reinvestments and dividend withholding taxes.

## Risks associated with investing in the Fund

All investments carry risk. Different investment strategies may carry different levels and kinds of risks depending on the assets held. You should consider the risks listed below in the context of your risk profile, which includes factors such as your investment timeframe, objectives and tolerance for performance volatility, income and age. We do not offer advice, nor does the Fund's investment strategy consider your individual circumstances and we cannot advise that the Fund is suitable for your circumstance.

The Manager does not guarantee the Fund's returns, its liquidity, and repayment of capital, interest nor a rate of return. Assets that are expected to provide the highest long-term returns often have the highest short-term risk. The Funds' investment strategy and the assets it invests in, will determine the Fund's sensitivity to these risk factors.

You should obtain financial advice to determine whether the Fund is suitable for your circumstances before investing in the Fund.

## Investment and Business Risk

The Fund may experience losses due to factors that affect the overall performance of the financial markets. The Fund holds securities issued by individual companies and are subject to the business risks specific to them, including sales volumes, profit margins, input costs, competition, economic climate and government regulations. The companies may also have exposure to specific financial risk, liquidity risk, market risk, exchange-rate risk and country-specific risks.

## Interest Rate Risk

This is the possibility that fixed-rate debt instruments may decline in value as a result of a rise in interest rates.

## Credit Risk

Refers to the possibility that a bond issuer may not be able to make expected interest payments and/or principal repayment.

## Liquidity Risk

Refers to the possibility that an investor may not be able to invest or disinvest when they want to. This may occur during a period of adverse market trading conditions where the manager may not be able to buy or sell the Fund's investments because opportunities to do so are limited.

## Social/Political/Legislative Risk

Risks associated with the possibility of nationalisation, unfavourable government action or social changes resulting in a loss of value is called social or political risk which may affect the Fund.

## Currency/Exchange Rate Risk

Currency or exchange rate risk is a form of risk that arises from the change in price of one currency against another. The constant fluctuations in the foreign currency in which an investment is denominated relative to the currency in which the Fund is denominated may add risk to the value of a security.

## International Risks

International investments or investments in foreign securities could be accompanied by additional risks such as potential constraints on liquidity and repatriation of funds, macroeconomic risk, political risk, foreign exchange risk, tax risk, settlement risk as well as potential limitations on the availability of market information.

## Inflation Risk

The Fund may invest in cash and bonds, in South Africa or globally, that do not generate sufficient income and capital gains to outperform inflation.

## Key Person Risk

The Fund depends on the expertise of RECM and its investment team. The Fund could be negatively impacted if RECM does not retain key staff.

## Third Party Operational Risk

The Fund's operations depend on third parties. Investors in the Fund may suffer financial loss or disruption in the event of third party operational failure.

## Fees

An annual management fee (determined by the investor's selected unit class above) is levied monthly on the market value of the Fund.

## Manager

RECM Collective Investments (Pty) Ltd  
P O Box 45040, Claremont, 7735  
Company Reg 2004/027540/07  
Registered under the Collective Investment  
Schemes Control Act, 2002

## Investment Manager

Regarding Capital Management (Pty) Ltd (FSP No 18834)  
Authorised under the Financial Advisory and  
Intermediary Services Act, 2002 to act in such capacity

## Additional Documentation

Investors can access, free of charge, daily fund prices,  
quarterly reports, brochures, minimum disclosure  
documents, annual fund reports, application forms and  
investment insights on our website at [www.recm.co.za](http://www.recm.co.za).

## Trustee

The Standard Bank of South Africa Limited  
P O Box 54  
Cape Town, 8000

**Bloomberg Ticker**  
RECMBFA SJ

**ISIN**  
ZAE000149811

**Transaction Cut Off Time**  
14h00 Daily

**Fund Valuation Time**  
15h00 Daily

**Document Issue Date**  
10 January 2019

# RECM GLOBAL FLEXIBLE FUND (Class A)

Minimum Disclosure Document - Period ended 31 December 2018

# RECM

## FUND FACTS

Portfolio Manager	Piet Viljoen
ASISA Sector	Worldwide Multi Asset Flexible
Fund Launch Date	03 April 2003
Inception Date (Class A)	03 April 2003
Total Fund Size	R560.3 million
Fund Size (Class A)	R228.6 million
Min. Investment (Lump Sum)	R10,000
Min. Investment (Monthly)	R500
Initial Fee	No initial fee
Annual Fee	1.0% (excl. VAT)
Intermediary Fee	0.0% (excl. VAT)
Performance Fee	20% of the outperformance of the hurdle over 5 years rolling
Current Benchmark (Bmk)*	SA CPI + 6% p.a.
Performance Hurdle	SA CPI + 8% p.a.
Distribution Dates	31 March, 30 June, 30 September, 31 December
Latest Distribution	2.8 cpu (30 Sep '18) ; 0.3 cpu (30 Jun '18) 11.0 cpu (31 Mar '18) ; 2.9 cpu (31 Dec '17)

## INVESTMENT POLICY SUMMARY

The RECM Global Flexible Fund is a unit trust that may invest in equities, bonds, property, cash and offshore assets. The Fund's aim is to generate returns significantly greater than inflation over the long term while protecting capital against permanent loss through a rigorous adherence to a value-based philosophy. The Fund is less risky than a pure equity strategy while subject to the volatility of equity and currency markets.

### FUND RISK PROFILE

LOW	LOW-MODERATE	MODERATE	<b>MODERATE-HIGH</b>	HIGH
-----	--------------	----------	----------------------	------

The Fund has a moderate to high risk profile as it is actively managed across South African and global equities, bonds, cash and listed property assets. The Fund is less risky than a pure equity strategy while subject to the volatility of equity and currency markets.

### TER AND TRANSACTION COSTS\*\* (30 September 2018)

	1 Year	3 Years
TER	1.3%	1.2%
Performance Fee (included in TER above)	0.0%	0.0%
Transaction Costs	0.3%	0.3%
<b>Total Investment Charge</b>	<b>1.6%</b>	<b>1.5%</b>

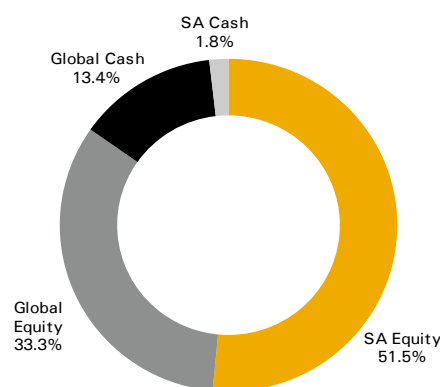
## TOP TEN HOLDINGS (%)

December 2018	
Hosken Cons Investments Ltd	5.9
Standard Bank Group Ltd	5.6
RECM and Calibre Ltd	5.1
Tesco PLC	4.6
The Spar Group Ltd	4.4
Firststrand Ltd	3.3
Berkshire Hathaway	3.2
Williams-Sonoma	2.9
Mediclinic International PLC	2.8
Reinet Investments SCA	2.7
<b>Total</b>	<b>40.5</b>

## REGIONAL EXPOSURE (%)

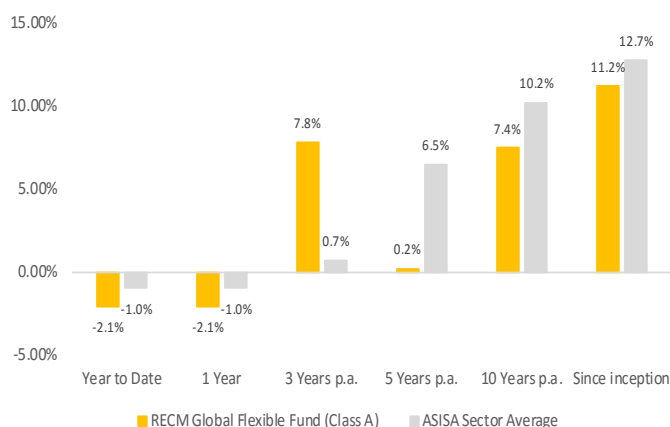
December 2018	
South Africa	53.3
United Kingdom	20.0
United States	15.0
Japan	8.4
Euro Area	1.6
Switzerland	1.0
Brazil	0.5
Hong Kong	0.1
Sweden	0.1
<b>Total</b>	<b>100.0</b>

## ASSET EXPOSURE (%)



## PERFORMANCE NET OF FEES AND EXPENSES

### ILLUSTRATIVE RETURNS OF FUND VS ASISA SECTOR AVERAGE



Source: RECM, Profile Data

## RETURNS NET OF FEES (ZAR)

	Fund	ASISA Sector Avg	CPI + 6%*
Year to Date	-2.1%	-1.0%	11.5%
1 Year	-2.1%	-1.0%	11.2%
3 Years	7.8%	0.7%	11.5%
5 Years	0.2%	6.5%	11.4%
10 Years	7.4%	10.2%	11.3%
Since Inception	11.2%	12.7%	11.6%

All periods longer than a year are annualised

	Fund	Date Range
Highest Annual Return	34.9%	May 2005 - Apr 2006
Lowest Annual Return	-20.0%	Oct 2014 - Sep 2015

Highest/Lowest – reflects the Fund's highest and lowest 12 month performance reported during the given period.

\*The Fund's benchmark is SA Inflation + 6% p.a. Prior to 1 January 2014 the Fund's benchmark was SA Inflation + 8% p.a.

Tel: +27 21 657 3440

Fax: +27 21 674 1088

Email: info@recm.co.za

Website: www.recm.co.za

**Disclosures:** Collective Investment Schemes in Securities (CIS) should be considered as medium-to long-term investments. The Manager does not provide any guarantee either with respect to the capital or the return of the Fund. The value of participatory interests (units) may go up as well as down and past performance is not necessarily a guide to future performance. CIS are traded at ruling prices and can engage in borrowing and scrip lending. The manager may borrow up to 10% of the market value of the portfolio where insufficient liquidity exists. Forward pricing is used. Fluctuations or movements in exchange rates may cause the value of any underlying international investments to go up and down. CIS prices are calculated on a net asset basis, which is the total value of all the assets in the portfolio including any income accruals and less any permissible deductions (Brokerage, STT, VAT, Auditor's fees, Bank Charges, Trustee and Custodian fees and the annual Management fee) from the portfolio divided by the number of participatory interests (units) in issue. A schedule of fees, charges and maximum commissions is available on request from the management company. Commission and incentives may be paid and if so, would be included in the overall costs. These portfolios may be closed. Different classes of units may apply in a portfolio and are subject to different fees and charges.

# RECM GLOBAL FLEXIBLE FUND

Minimum Disclosure Document - Period ended 31 December 2018

# RECM

\*The Fund's benchmark is SA Inflation + 6% p.a. Prior to 1 January 2014 the Fund's benchmark was SA Inflation + 8% p.a. The blended benchmark reflects this combined history.

## \*\*Total Expense Ratio (TER) and Transaction Costs

The TER reflects the percentage of this Fund's Net Asset Value that was incurred as expenses relating to the administration of this Fund, including the annual fee and the performance fee and intermediary fee if applicable. A Higher TER does not necessarily imply a poor return, nor does a low TER imply a good return. The current TER may not necessarily be an accurate indication of future TER's. Transaction costs are a necessary cost in administering this Fund and impacts this Fund's returns. It should not be considered in isolation as returns may be impacted by many other factors over time including market returns, the type of financial product, the investment decisions of the investment manager and the TER. The TER and Transaction costs are a measure of the actual expenses incurred by this Fund over a 3 year period (annualised). If this Fund is between 1 and 3 years old, the TER and Transaction Costs are calculated using the actual expenses incurred since the inception of this Fund. The sum of the TER and Transactions Costs is shown as the Total Investment Charge overleaf; these costs all being VAT inclusive.

Returns are in ZAR, on a lump sum investment, NAV-NAV, net of fees with net distributions reinvested. Annualised returns are the weighted average compound growth rate earned each year over the given time period. Individual Investor's performances may differ due to fees, actual investment date, dates of reinvestments and dividend withholding taxes.

## Risks associated with investing in the Fund

All investments carry risk. Different investment strategies may carry different levels and kinds of risks depending on the assets held. You should consider the risks listed below in the context of your risk profile, which includes factors such as your investment timeframe, objectives and tolerance for performance volatility, income and age. We do not offer advice, nor does the Fund's investment strategy consider your individual circumstances and we cannot advise that the Fund is suitable for your circumstance.

The Manager does not guarantee the Fund's returns, its liquidity, and repayment of capital, interest nor a rate of return. Assets that are expected to provide the highest long-term returns often have the highest short-term risk. The Funds' investment strategy and the assets it invests in, will determine the Fund's sensitivity to these risk factors.

You should obtain financial advice to determine whether the Fund is suitable for your circumstances before investing in the Fund.

## Investment and Business Risk

The Fund may experience losses due to factors that affect the overall performance of the financial markets. The Fund holds securities issued by individual companies and are subject to the business risks specific to them, including sales volumes, profit margins, input costs, competition, economic climate and government regulations. The companies may also have exposure to specific financial risk, liquidity risk, market risk, exchange-rate risk and country-specific risks.

## Interest Rate Risk

This is the possibility that fixed-rate debt instruments may decline in value as a result of a rise in interest rates.

## Credit Risk

Refers to the possibility that a bond issuer may not be able to make expected interest payments and/or principal repayment.

## Liquidity Risk

Refers to the possibility that an investor may not be able to invest or disinvest when they want to. This may occur during a period of adverse market trading conditions where the manager may not be able to buy or sell the Fund's investments because opportunities to do so are limited.

## Social/Political/Legislative Risk

Risks associated with the possibility of nationalisation, unfavourable government action or social changes resulting in a loss of value is called social or political risk which may affect the Fund.

## Currency/Exchange Rate Risk

Currency or exchange rate risk is a form of risk that arises from the change in price of one currency against another. The constant fluctuations in the foreign currency in which an investment is denominated relative to the currency in which the Fund is denominated may add risk to the value of a security.

## International Risks

International investments or investments in foreign securities could be accompanied by additional risks such as potential constraints on liquidity and repatriation of funds, macroeconomic risk, political risk, foreign exchange risk, tax risk, settlement risk as well as potential limitations on the availability of market information.

## Inflation Risk

The Fund may invest in cash and bonds, in South Africa or globally, that do not generate sufficient income and capital gains to outperform inflation.

## Key Person Risk

The Fund depends on the expertise of RECM and its investment team. The Fund could be negatively impacted if RECM does not retain key staff.

## Third Party Operational Risk

The Fund's operations depend on third parties. Investors in the Fund may suffer financial loss or disruption in the event of third party operational failure.

## Fees

An annual management fee (determined by the investor's selected unit class above) is levied monthly on the market value of the Fund. An annual performance fee of 20% is levied on returns (net of fees) in excess of the Performance Hurdle. Performance fees are calculated and accrued daily. While the performance fee accrual is calculated daily, for inclusion in the daily unit price, it will only be paid should the Manager outperform the performance fee hurdle over a 60-month rolling period. The performance fee is in addition to the annual management fee. No maximum is set for the performance fee. The Fund may invest in the Guernsey-domiciled RECM Global Fund, which is an associated collective investment schemes however there will be no additional investor fees

## Manager

RECM Collective Investments (Pty) Ltd  
P O Box 45040, Claremont, 7735  
Company Reg 2004/027540/07  
Registered under the Collective Investment  
Schemes Control Act, 2002

## Investment Manager

Regarding Capital Management (Pty) Ltd (FSP No 18834)  
Authorised under the Financial Advisory and  
Intermediary Services Act, 2002 to act in such capacity

## Additional Documentation

Investors can access, free of charge, daily fund prices,  
quarterly reports, brochures, minimum disclosure  
documents, annual fund reports, application forms and  
investment insights on our website at [www.recm.co.za](http://www.recm.co.za).

## Trustee

The Standard Bank of South Africa Limited  
P O Box 54  
Cape Town, 8000

## Bloomberg Ticker

CMCOREA SJ

## ISIN

ZAE000141727

## Transaction Cut Off Time

14h00 Daily

## Fund Valuation Time

15h00 Daily

## Document Issue Date

10 January 2019

# RECM EQUITY FUND (Class B)

Minimum Disclosure Document - Period ended 31 December 2018

# RECM

## FUND FACTS

Portfolio Manager	Piet Viljoen
ASISA Sector*	South African Equity General
Fund Launch Date	02 March 2005
Inception Date (Class B)	02 March 2005
Total Fund Size	R114.1 million
Fund Size (Class B)	R24.2 million
Min. Investment (Lump Sum)	R10,000
Min. Investment (Monthly)	R500
Initial Fee	No initial fee
Annual Fee	1.0% (excl. VAT)
Intermediary Fee	0.0% (excl. VAT)
Performance Fee	20% of the outperformance of the hurdle over 5 years rolling
Current Benchmark (Bmk)	FTSE/JSE All Share Index
Performance Hurdle	FTSE/JSE All Share Index + 2.5% p.a.
Distribution Dates	31 March, 30 September
Latest Distribution	45.9 cpu (30 Sep '18) ; 17.9 cpu (31 Mar '18)

## INVESTMENT POLICY SUMMARY

The RECM Equity Fund is a unit trust which invests exclusively in South African equities. The Fund's aim is to outperform the South African equity market over the long term by selecting shares based on a value philosophy.

### FUND RISK PROFILE

LOW	LOW-MODERATE	MODERATE	MODERATE-HIGH	HIGH
-----	--------------	----------	---------------	------

The Fund has a high risk profile as it is actively managed across a diversified portfolio of South African equities, listed property and cash assets.

### TER AND TRANSACTION COSTS\*\* (30 September 2018)

	1 Year	3 Years
TER	1.4%	1.4%
Performance Fee (included in TER above)	0.0%	0.0%
Transaction Costs	0.5%	0.4%
<b>Total Investment Charge</b>	<b>1.9%</b>	<b>1.8%</b>

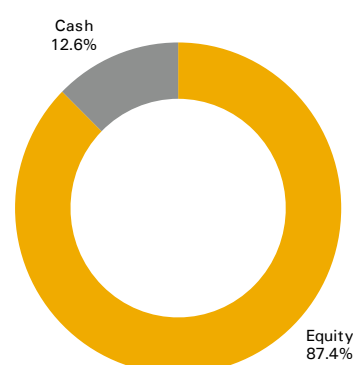
## TOP TEN HOLDINGS (%)

December 2018	
Hosken Cons Investments Ltd	5.8
Stefanutti Stocks Holdings Ltd	5.6
The Spar Group Ltd	5.1
Standard Bank Group Ltd	5.0
Steinhoff Inv-Prefs	4.9
Old Mutual Ltd	4.1
MTN Group Ltd	4.1
Clientele Limited	3.7
Bowler Metcalf Ltd	3.4
RECM and Calibre Ltd	3.2
<b>Total</b>	<b>44.9</b>

## SECTOR BREAKDOWN (%)

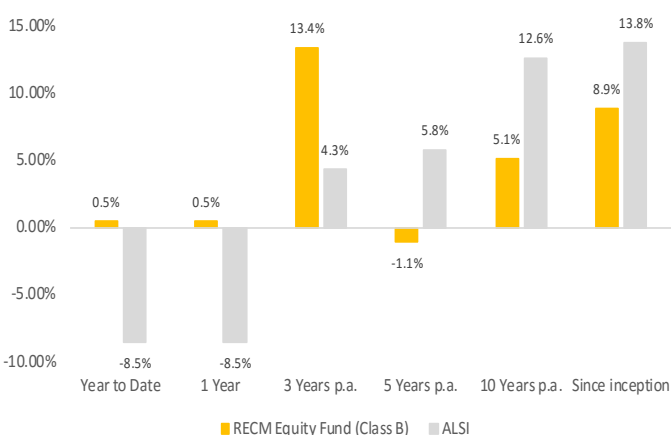
Sector	% of Equity
Financials	36.7
Basic Materials	19.2
Industrials	12.9
Consumer Goods	14.9
Telecommunications	4.9
Health Care	3.9
Technology	3.8
Consumer Staples	2.2
Consumer Services	1.3
Real Estate	0.2
<b>Total</b>	<b>100.0</b>

## ASSET EXPOSURE (%)



## PERFORMANCE NET OF FEES AND EXPENSES

### ILLUSTRATIVE RETURNS OF FUND VS ALL SHARE INDEX



Source: RECM, Profile Data

## RETURNS NET OF FEES (ZAR)

	Fund	Benchmark
Year to Date	0.5%	-8.5%
1 Year	0.5%	-8.5%
3 Years	13.4%	4.3%
5 Years	-1.1%	5.8%
10 Years	5.1%	12.6%
Since Inception	8.9%	13.8%

All periods longer than a year are annualised

	Fund	Date Range
Highest Annual Return	65.8%	May 2005 - Apr 2006
Lowest Annual Return	-32.2%	Feb 2015 - Jan 2016

Highest/Lowest – reflects the Fund's highest and lowest 12 month performance reported during the given period.

Tel: +27 21 657 3440

Fax: +27 21 674 1088

Email: [info@recm.co.za](mailto:info@recm.co.za)

Website: [www.recm.co.za](http://www.recm.co.za)

**Disclosures:** Collective Investment Schemes in Securities (CIS) should be considered as medium-to long-term investments. The Manager does not provide any guarantee either with respect to the capital or the return of the Fund. The value of participatory interests (units) may go up as well as down and past performance is not necessarily a guide to future performance. CIS are traded at ruling prices and can engage in borrowing and scrip lending. The manager may borrow up to 10% of the market value of the portfolio where insufficient liquidity exists. Forward pricing is used. Fluctuations or movements in exchange rates may cause the value of any underlying international investments to go up and down. CIS prices are calculated on a net asset basis, which is the total value of all the assets in the portfolio including any income accruals and less any permissible deductions (Brokerage, STT, VAT, Auditor's fees, Bank Charges, Trustee and Custodian fees and the annual Management fee) from the portfolio divided by the number of participatory interests (units) in issue. A schedule of fees, charges and maximum commissions is available on request from the management company. Commission and incentives may be paid and if so, would be included in the overall costs. These portfolios may be closed. Different classes of units may apply in a portfolio and are subject to different fees and charges.



# RECM EQUITY FUND

Minimum Disclosure Document - Period ended 31 December 2018

# RECM

\*The RECM Equity Fund was classified as South Africa Equity General with effect from 28 February 2014. From inception in March 2005 to June 2009, the Fund was classified as South African Equity General and from June 2009 to February 2014 as South Africa Multi Asset Flexible.

## \*\*Total Expense Ratio (TER) and Transaction Costs

The TER reflects the percentage of this Fund's Net Asset Value that was incurred as expenses relating to the administration of this Fund, including the annual fee and the performance fee and intermediary fee if applicable. A Higher TER does not necessarily imply a poor return, nor does a low TER imply a good return. The current TER may not necessarily be an accurate indication of future TER's. Transaction costs are a necessary cost in administering this Fund and impacts this Fund's returns. It should not be considered in isolation as returns may be impacted by many other factors over time including market returns, the type of financial product, the investment decisions of the investment manager and the TER. The TER and Transaction costs are a measure of the actual expenses incurred by this Fund over a 3 year period (annualised). If this Fund is between 1 and 3 years old, the TER and Transaction Costs are calculated using the actual expenses incurred since the inception of this Fund. The sum of the TER and Transactions Costs is shown as the Total Investment Charge overleaf; these costs all being VAT inclusive.

Returns are in ZAR, on a lump sum investment, NAV-NAV, net of fees with net distributions reinvested. Source RECM, Bloomberg. Annualised returns are the weighted average compound growth rate earned each year over the given time period. Individual Investor's performances may differ due to fees, actual investment date, dates of reinvestments and dividend withholding taxes.

## Risks associated with investing in the Fund

All investments carry risk. Different investment strategies may carry different levels and kinds of risks depending on the assets held. You should consider the risks listed below in the context of your risk profile, which includes factors such as your investment timeframe, objectives and tolerance for performance volatility, income and age. We do not offer advice, nor does the Fund's investment strategy consider your individual circumstances and we cannot advise that the Fund is suitable for your circumstance.

The Manager does not guarantee the Fund's returns, its liquidity, and repayment of capital, interest nor a rate of return. Assets that are expected to provide the highest long-term returns often have the highest short-term risk. The Funds' investment strategy and the assets it invests in, will determine the Fund's sensitivity to these risk factors.

You should obtain financial advice to determine whether the Fund is suitable for your circumstances before investing in the Fund.

## Investment and Business Risk

The Fund may experience losses due to factors that affect the overall performance of the financial markets. The Fund holds securities issued by individual companies and are subject to the business risks specific to them, including sales volumes, profit margins, input costs, competition, economic climate and government regulations. The companies may also have exposure to specific financial risk, liquidity risk, market risk, exchange-rate risk and country-specific risks.

## Interest Rate Risk

This is the possibility that fixed-rate debt instruments may decline in value as a result of a rise in interest rates.

## Credit Risk

Refers to the possibility that a bond issuer may not be able to make expected interest payments and/or principal repayment.

## Liquidity Risk

Refers to the possibility that an investor may not be able to invest or disinvest when they want to. This may occur during a period of adverse market trading conditions where the manager may not be able to buy or sell the Fund's investments because opportunities to do so are limited.

## Social/Political/Legislative Risk

Risks associated with the possibility of nationalisation, unfavourable government action or social changes resulting in a loss of value is called social or political risk which may affect the Fund.

## Inflation Risk

The Fund may hold investments that do not generate sufficient income and capital gains to outperform inflation.

## Key Person Risk

The Fund depends on the expertise of RECM and its investment team. The Fund could be negatively impacted if RECM does not retain key staff.

## Third Party Operational Risk

The Fund's operations depend on third parties. Investors in the Fund may suffer financial loss or disruption in the event of third party operational failure.

## Fees

An annual management fee (determined by the investor's selected unit class above) is levied monthly on the market value of the Fund. An annual performance fee of 20% is levied on returns (net of fees) in excess of the Performance Hurdle. Performance fees are calculated and accrued daily. While the performance fee accrual is calculated daily, for inclusion in the daily unit price, it will only be paid should the Manager outperform the performance fee hurdle over a 60-month rolling period. The performance fee is in addition to the annual management fee. No maximum is set for the performance fee.

## Manager

RECM Collective Investments (Pty) Ltd  
P O Box 45040, Claremont, 7735  
Company Reg 2004/027540/07  
Registered under the Collective Investment  
Schemes Control Act, 2002

## Investment Manager

Regarding Capital Management (Pty) Ltd (FSP No 18834)  
Authorised under the Financial Advisory and  
Intermediary Services Act, 2002 to act in such capacity

## Additional Documentation

Investors can access, free of charge, daily fund prices,  
quarterly reports, brochures, minimum disclosure  
documents, annual fund reports, application forms and  
investment insights on our website at [www.recm.co.za](http://www.recm.co.za).

## Trustee

The Standard Bank of South Africa Limited  
P O Box 54  
Cape Town, 8000

**Bloomberg Ticker**  
CMCCOEQ SJ

**ISIN**  
ZAE000141768

**Transaction Cut Off Time**  
14h00 Daily

**Fund Valuation Time**  
15h00 Daily

**Document Issue Date**  
10 January 2019



# PRESCIENT RECM GLOBAL FEEDER FUND (Class A)

Minimum Disclosure Document - Period ended 31 December 2018

# RECM

## FUND FACTS INVESTMENT POLICY SUMMARY

Portfolio Manager	Piet Viljoen
ASISA Sector	Global Multi Asset Flexible
Fund Launch Date	16 July 2014
Inception Date (Class A)	24 July 2014
Total Fund Size	R318.3 million
Fund Size (Class A)	R84.4 million
Master Fund Size (RECM Global)	US \$92.6 million
Min. Investment (Lump Sum)	R10,000
Min. Investment (Monthly)	R500
Initial Fee	No initial fee
Annual Fee	0.25% (excl. VAT)
Intermediary Fee	0.0% (excl. VAT)
Performance Fee	Not Applicable
Benchmark (Bmk)	US CPI + 6% p.a. measured in ZAR
Distribution Date (Annually)	31 March
Latest Distribution	0.0 cpu (31 Mar '18)

The Prescient RECM Global Feeder Fund is a Rand denominated unit trust fund that provides local investors with access to the RECM Global Fund (Master Fund). The Master Fund is a US dollar denominated global fund that may invest in a wide array of assets without restrictions. The Master Fund's aim is to generate returns greater than US inflation and commensurate with equities over the long term. The Fund invests mainly in global companies at a discount to intrinsic value, while using the flexibility of the mandate to protect capital and enhance returns by investing in other mispriced global assets.

### FUND RISK PROFILE

LOW	LOW-MODERATE	MODERATE	<b>MODERATE-HIGH</b>	HIGH
-----	--------------	----------	----------------------	------

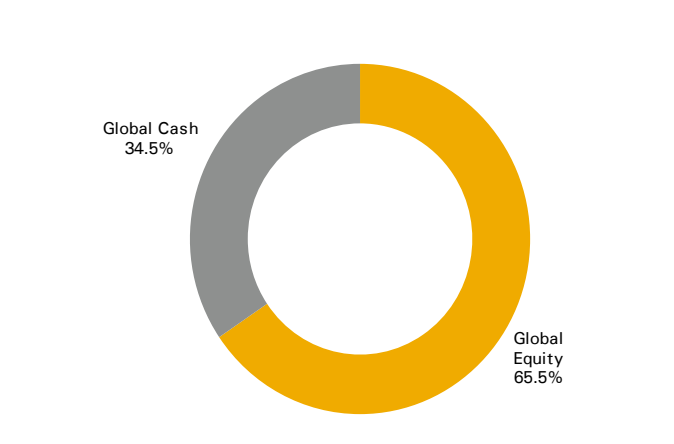
The Fund invests in the RECM Global Fund which has a moderate to high risk profile as its portfolio is actively managed across global equities, bonds, cash and listed property assets. The Fund is less risky than a pure equity strategy while subject to the volatility of equity and currency markets.

### TER AND TRANSACTION COSTS\* (30 September 2018)

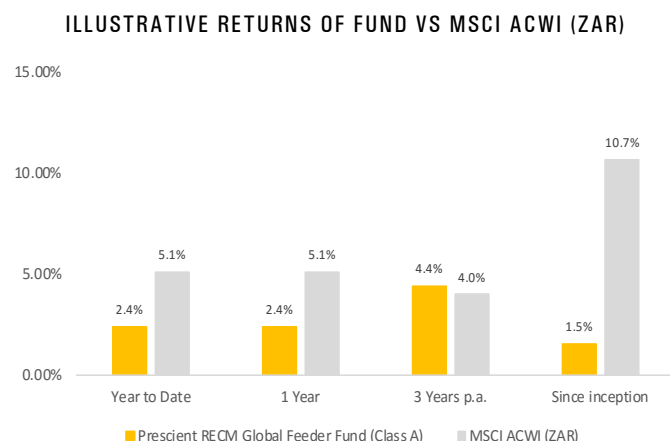
	1 Year	3 Years
TER	1.5%	1.4%
Transaction Costs	0.3%	0.3%
<b>Total Investment Charge</b>	<b>1.8%</b>	<b>1.7%</b>

## TOP TEN HOLDINGS (%) REGIONAL EXPOSURE (%) ASSET EXPOSURE (%)

December 2018		December 2018	
Tesco PLC	6.2	United Kingdom	38.2
Berkshire Hathaway	4.6	United States	27.6
Williams-Sonoma	3.8	Japan	22.0
Reinet Investments SCA	3.1	Euro Area	4.3
Inpex Corp	2.8	South Africa	3.2
Liberty Latin America Ltd	2.8	Switzerland	2.8
Gazprom-adr	2.5	Brazil	1.3
X5 Retail Group Gdr	2.3	Hong Kong	0.3
BP PLC	2.3	Sweden	0.3
Admiral Group	2.2	<b>Total</b>	<b>100.0</b>
<b>Total</b>	<b>32.6</b>		



## ANNUALISED RETURNS % NET OF FEES RETURNS NET OF FEES (ZAR)



	Fund	MSCI ACWI	Bmk
Year to Date	2.4%	5.1%	25.9%
1 Year	2.4%	5.1%	25.9%
3 Years	4.4%	4.0%	5.5%
Since Inception	1.5%	10.7%	14.9%

All periods longer than a year are annualised

	Fund	Date Range
Highest Annual Return	27.0%	Nov 2016 - Oct 2017
Lowest Annual Return	-12.8%	Oct 2014 - Sep 2015

Highest/Lowest – reflects the Fund's highest and lowest 12 month performance reported during the given period.

Source: RECM, Profile Data

The MSCI All Countries World Index (ACWI) is an index designed to provide a broad measure of equity-market performance throughout the world. This chart thus illustrates how the Prescient RECM Global Feeder Fund has performed in comparison to a relevant global equity index - namely the MSCI ACWI measured in ZAR.

Tel: +27 21 657 3440 Fax: +27 21 674 1088 Email: info@recm.co.za Website: www.recm.co.za

**Disclosures:** Collective Investment Schemes in Securities (CIS) should be considered as medium-to long-term investments. The Manager does not provide any guarantee either with respect to the capital or the return of the Fund. The value of participatory interests (units) may go up as well as down and past performance is not necessarily a guide to future performance. CIS are traded at ruling prices and can engage in borrowing and scrip lending. The manager may borrow up to 10% of the market value of the portfolio where insufficient liquidity exists. Forward pricing is used. Fluctuations or movements in exchange rates may cause the value of any underlying international investments to go up and down. CIS prices are calculated on a net asset basis, which is the total value of all the assets in the portfolio including any income accruals and less any permissible deductions (Brokerage, STT, VAT, Auditor's fees, Bank Charges, Trustee and Custodian fees and the annual Management fee) from the portfolio divided by the number of participatory interests (units) in issue. A schedule of fees, charges and maximum commissions is available on request from the management company. Commission and incentives may be paid and if so, would be included in the overall costs. These portfolios may be closed. Different classes of units may apply in a portfolio and are subject to different fees and charges. Investment performance is calculated by taking the actual initial fees and all ongoing fees into account for the amount shown. Income is reinvested on the reinvestment date.

# PRESCIENT RECM GLOBAL FEEDER FUND

Minimum Disclosure Document - Period ended 31 December 2018

# RECM

## \*Total Expense Ratio (TER) and Transaction Costs

The TER reflects the percentage of this Fund's Net Asset Value that was incurred as expenses relating to the administration of this Fund, including the annual fee and the performance fee and intermediary fee if applicable. A Higher TER does not necessarily imply a poor return, nor does a low TER imply a good return. The current TER may not necessarily be an accurate indication of future TER's. Transaction costs are a necessary cost in administering this Fund and impacts this Fund's returns. It should not be considered in isolation as returns may be impacted by many other factors over time including market returns, the type of financial product, the investment decisions of the investment manager and the TER. The TER and Transaction costs are a measure of the actual expenses incurred by this Fund over a 3 year period (annualised). If this Fund is between 1 and 3 years old, the TER and Transaction Costs are calculated using the actual expenses incurred since the inception of this Fund. The sum of the TER and Transactions Costs is shown as the Total Investment Charge overleaf; these costs all being VAT inclusive.

Returns are in ZAR, on a lump sum investment, NAV-NAV, net of fees with net distributions reinvested. Annualised returns are the weighted average compound growth rate earned each year over the given time period. Individual Investor's performances may differ due to fees, actual investment date, dates of reinvestments and dividend withholding taxes.

## Risks associated with investing in the Fund

All investments carry risk. Different investment strategies may carry different levels and kinds of risks depending on the assets held. You should consider the risks listed below in the context of your risk profile, which includes factors such as your investment timeframe, objectives and tolerance for performance volatility, income and age. We do not offer advice, nor does the Fund's investment strategy consider your individual circumstances and we cannot advise that the Fund is suitable for your circumstance.

The Manager does not guarantee the Fund's returns, its liquidity, and repayment of capital, interest nor a rate of return. Assets that are expected to provide the highest long-term returns often have the highest short-term risk. The Funds' investment strategy and the assets it invests in, will determine the Fund's sensitivity to these risk factors.

You should obtain financial advice to determine whether the Fund is suitable for your circumstances before investing in the Fund.

## Investment and Business Risk

The Fund may experience losses due to factors that affect the overall performance of the financial markets. The Fund holds securities issued by individual companies and are subject to the business risks specific to them, including sales volumes, profit margins, input costs, competition, economic climate and government regulations. The companies may also have exposure to specific financial risk, liquidity risk, market risk, exchange-rate risk and country-specific risks.

## Interest Rate Risk

This is the possibility that fixed-rate debt instruments may decline in value as a result of a rise in interest rates.

## Credit Risk

Refers to the possibility that a bond issuer may not be able to make expected interest payments and/or principal repayment.

## Liquidity Risk

Refers to the possibility that an investor may not be able to invest or disinvest when they want to. This may occur during a period of adverse market trading conditions where the manager may not be able to buy or sell the Fund's investments because opportunities to do so are limited.

## Social/Political/Legislative Risk

Risks associated with the possibility of nationalisation, unfavourable government action or social changes resulting in a loss of value is called social or political risk which may affect the Fund.

## Currency/Exchange Rate Risk

Currency or exchange rate risk is a form of risk that arises from the change in price of one currency against another. The constant fluctuations in the foreign currency in which an investment is denominated relative to the currency in which the Fund is denominated may add risk to the value of a security.

## International Risks

International investments or investments in foreign securities could be accompanied by additional risks such as potential constraints on liquidity and repatriation of funds, macroeconomic risk, political risk, foreign exchange risk, tax risk, settlement risk as well as potential limitations on the availability of market information.

## Inflation Risk

The Fund may hold investments that do not generate sufficient income and capital gains to outperform inflation.

## Key Person Risk

The Fund depends on the expertise of RECM and its investment team. The Fund could be negatively impacted if RECM does not retain key staff.

## Third Party Operational Risk

The Fund's operations depend on third parties. Investors in the Fund may suffer financial loss or disruption in the event of third party operational failure.

## Fees

An annual management fee (determined by the investor's selected unit class above) is levied monthly on the market value of the Prescient RECM Global Feeder Fund. The Fund invests in the Guernsey-domiciled RECM Global Fund which is an associated collective investment scheme. The RECM Global Fund levies its own charges which are charged separately and in addition to the Prescient RECM Global Feeder Fund.

## Manager

Prescient Management Company (RF) (Pty) Ltd  
P O Box 31142, Tokai, 7966  
Company Reg 2002/022560/07  
Registered under the Collective Investment  
Schemes Control Act, 2002

## Investment Manager

Regarding Capital Management (Pty) Ltd (FSP No 18834)  
Authorised under the Financial Advisory and  
Intermediary Services Act, 2002 to act in such capacity

## Additional Documentation

Investors can access, free of charge, daily fund prices, quarterly reports, brochures, minimum disclosure documents, annual fund reports, application forms and investment insights on our website at [www.recm.co.za](http://www.recm.co.za).

## Trustee

Nedbank Investor Services  
2nd Floor, 16 Constantia Boulevard,  
Constantia Kloof, Roodepoort, 1709

## Bloomberg Ticker

PRREGLF SJ

## ISIN

ZAE000193165

## Transaction Cut Off Time

13h00 Daily

## Fund Valuation Time

15h00 Daily

## Document Issue Date

10 January 2019

# RECM GLOBAL FUND (Class A)

Minimum Disclosure Document - Period ended 31 December 2018

# RECM

## FUND FACTS

Portfolio Manager	Piet Viljoen
ASISA Sector	Global Multi Asset Flexible
Domicile	Guernsey
Fund Currency	US Dollars
Fund Launch Date	31 January 2006
Inception Date (Class A)	31 March 2006
Total Fund Size	US \$92.6 million
Fund Size (Class A)	US \$41.9 million
Min. Investment (Lump Sum)	US \$50,000 initial investment
Initial Fee	No initial fee
Annual Fee	1.0% (excl. VAT)
Intermediary Fee	0.0% (excl. VAT)
Performance Fee	20% of the outperformance of the hurdle over 5 years rolling
Benchmark (Bmk)*	US CPI + 6% p.a.
Performance Hurdle	US CPI + 8% p.a.
Income Distributions	None

This minimum disclosure document displays the minimum information pertaining to the RECM Global Fund and it must be read in conjunction with the Funds Offering Memorandum and Schedule of Similarities and Differences available at [www.recm.co.za](http://www.recm.co.za). The Fund is registered in South Africa as an approved foreign collective investment scheme.

## INVESTMENT POLICY SUMMARY

The RECM Global Fund is a US dollar denominated global fund that may invest in a wide array of assets without any restrictions. The Fund's aim is to generate returns greater than US inflation and commensurate with global equities over the long term. The Fund invests mainly in global companies at a discount to intrinsic value, while using the flexibility of the mandate to protect capital and enhance returns by investing in other mispriced global assets.

### FUND RISK PROFILE

LOW	LOW-MODERATE	MODERATE	<b>MODERATE-HIGH</b>	HIGH
-----	--------------	----------	----------------------	------

The Fund has a moderate to high risk profile as it is actively managed across global equities, bonds, cash and listed property assets. The Fund is less risky than a pure equity strategy while subject to the volatility of equity and currency markets.

### TER AND TRANSACTION COSTS\*\* (30 November 2018)

	1 Year	3 Years
TER	1.2%	1.2%
Performance Fee (included in TER above)	0.0%	0.0%
Transaction Costs	0.2%	0.3%
<b>Total Investment Charge</b>	<b>1.4%</b>	<b>1.5%</b>

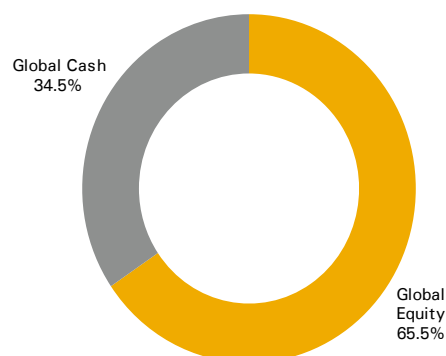
## TOP TEN HOLDINGS (%)

December 2018	
Tesco PLC	6.2
Berkshire Hathaway	4.6
Williams-Sonoma	3.8
Reinet Investments SCA	3.1
Inpex Corp	2.8
Liberty Latin America Ltd	2.8
Gazprom-adr	2.5
X5 Retail Group Gdr	2.3
BP PLC	2.3
Admiral Group	2.2
<b>Total</b>	<b>32.6</b>

## REGIONAL EXPOSURE (%)

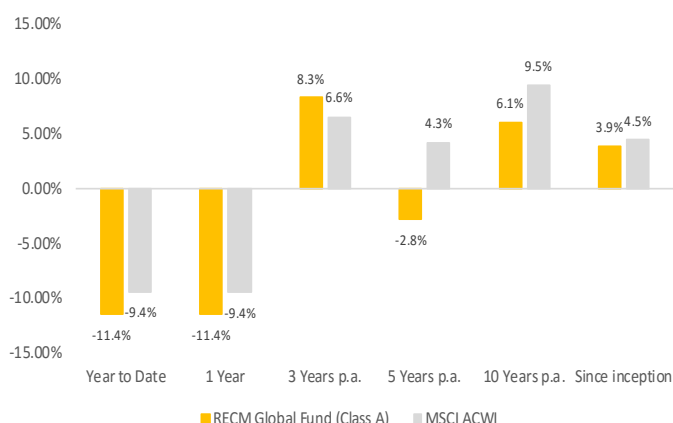
December 2018	
United Kingdom	38.2
United States	27.6
Japan	22.0
Euro Area	4.3
South Africa	3.2
Switzerland	2.8
Brazil	1.3
Hong Kong	0.3
Sweden	0.3
<b>Total</b>	<b>100.0</b>

## ASSET EXPOSURE (%)



## PERFORMANCE NET OF FEES AND EXPENSES

### ILLUSTRATIVE RETURNS OF FUND VS MSCI ACWI



Source: RECM

The MSCI All Countries World Index (ACWI) is an index designed to provide a broad measure of equity-market performance throughout the world. This chart thus illustrates how the RECM Global Fund has performed in comparison to a relevant global equity index.

## RETURNS NET OF FEES (USD)

	Fund	MSCI ACWI	Bmk*
Year to Date	-11.4%	-9.4%	8.7%
1 Year	-11.4%	-9.4%	8.7%
3 Years	8.3%	6.6%	8.2%
5 Years	-2.8%	4.3%	7.7%
10 Years	6.1%	9.5%	11.6%
Since Inception	3.9%	4.5%	6.4%

All periods longer than a year are annualised

	Fund	Date Range
Highest Annual Return	49.2%	Mar 2009 - Feb 2010
Lowest Annual Return	-30.5%	Mar 2008 - Feb 2009

Highest/Lowest – reflects the Fund's highest and lowest 12 month performance reported during the given period.

Tel: +27 21 657 3440

Fax: +27 21 674 1088

Email: [info@recm.co.za](mailto:info@recm.co.za)

Website: [www.recm.co.za](http://www.recm.co.za)

**Disclosures:** Collective Investment Schemes in Securities (CIS) should be considered as medium-to long-term investments. The Manager does not provide any guarantee either with respect to the capital or the return of the Fund. The value of participatory interests (units) may go up as well as down and past performance is not necessarily a guide to future performance. CIS are traded at ruling prices and can engage in borrowing and scrip lending. The manager may borrow up to 10% of the market value of the portfolio where insufficient liquidity exists. Forward pricing is used. Fluctuations or movements in exchange rates may cause the value of any underlying international investments to go up and down. CIS prices are calculated on a net asset basis, which is the total value of all the assets in the portfolio including any income accruals and less any permissible deductions (Brokerage, STT, VAT, Auditor's fees, Bank Charges, Trustee and Custodian fees and the annual Management fee) from the portfolio divided by the number of participatory interests (units) in issue. A schedule of fees, charges and maximum commissions is available on request from the management company. Commission and incentives may be paid and if so, would be included in the overall costs. These portfolios may be closed. Different classes of units may apply in a portfolio and are subject to different fees and charges.

\*The Fund's benchmark is US Inflation + 6% p.a. Prior to 1 January 2014 the Fund's benchmark was the MSCI World Index TR. The blended benchmark reflects this combined history.

## \*\*Total Expense Ratio (TER) and Transaction Costs

The TER reflects the percentage of this Fund's Net Asset Value that was incurred as expenses relating to the administration of this Fund, including the annual fee and the performance fee and intermediary fee if applicable. A Higher TER does not necessarily imply a poor return, nor does a low TER imply a good return. The current TER may not necessarily be an accurate indication of future TER's. Transaction costs are a necessary cost in administering this Fund and impacts this Fund's returns. It should not be considered in isolation as returns may be impacted by many other factors over time including market returns, the type of financial product, the investment decisions of the investment manager and the TER. The TER and Transaction costs are a measure of the actual expenses incurred by this Fund over a 3 year period (annualised). If this Fund is between 1 and 3 years old, the TER and Transaction Costs are calculated using the actual expenses incurred since the inception of this Fund. The sum of the TER and Transactions Costs is shown as the Total Investment Charge overleaf; these costs all being VAT inclusive.

Returns are in USD, on a lump sum investment, NAV-NAV, net of fees with net distributions reinvested. Annualised returns are the weighted average compound growth rate earned each year over the given time period. Individual Investor's performances may differ due to fees, actual investment date, dates of reinvestments and dividend withholding taxes.

## Risks associated with investing in the Fund

All investments carry risk. Different investment strategies may carry different levels and kinds of risks depending on the assets held. You should consider the risks listed below in the context of your risk profile, which includes factors such as your investment timeframe, objectives and tolerance for performance volatility, income and age. We do not offer advice, nor does the Fund's investment strategy consider your individual circumstances and we cannot advise that the Fund is suitable for your circumstance.

The Manager does not guarantee the Fund's returns, its liquidity, and repayment of capital, interest nor a rate of return. Assets that are expected to provide the highest long-term returns often have the highest short-term risk. The Funds' investment strategy and the assets it invests in, will determine the Fund's sensitivity to these risk factors.

You should obtain financial advice to determine whether the Fund is suitable for your circumstances before investing in the Fund.

## Investment and Business Risk

The Fund may experience losses due to factors that affect the overall performance of the financial markets. The Fund holds securities issued by individual companies and are subject to the business risks specific to them, including sales volumes, profit margins, input costs, competition, economic climate and government regulations. The companies may also have exposure to specific financial risk, liquidity risk, market risk, exchange-rate risk and country-specific risks.

## Interest Rate Risk

This is the possibility that fixed-rate debt instruments may decline in value as a result of a rise in interest rates.

## Credit Risk

Refers to the possibility that a bond issuer may not be able to make expected interest payments and/or principal repayment.

## Liquidity Risk

Refers to the possibility that an investor may not be able to invest or disinvest when they want to. This may occur during a period of adverse market trading conditions where the manager may not be able to buy or sell the Fund's investments because opportunities to do so are limited.

## Social/Political/Legislative Risk

Risks associated with the possibility of nationalisation, unfavourable government action or social changes resulting in a loss of value is called social or political risk which may affect the Fund.

## Currency/Exchange Rate Risk

Currency or exchange rate risk is a form of risk that arises from the change in price of one currency against another. The constant fluctuations in the foreign currency in which an investment is denominated relative to the currency in which the Fund is denominated may add risk to the value of a security.

## International Risks

International investments or investments in foreign securities could be accompanied by additional risks such as potential constraints on liquidity and repatriation of funds, macroeconomic risk, political risk, foreign exchange risk, tax risk, settlement risk as well as potential limitations on the availability of market information.

## Inflation Risk

The Fund may invest in cash and bonds, in South Africa or globally, that do not generate sufficient income and capital gains to outperform inflation.

## Key Person Risk

The Fund depends on the expertise of RECM and its investment team. The Fund could be negatively impacted if RECM does not retain key staff.

## Third Party Operational Risk

The Fund's operations depend on third parties. Investors in the Fund may suffer financial loss or disruption in the event of third party operational failure.

## Fees

An annual management fee (determined by the investor's selected unit class above) is levied monthly on the market value of the Fund. An annual performance fee of 20% is levied on returns (net of fees) in excess of the Performance Hurdle. Performance fees are calculated and accrued daily. While the performance fee accrual is calculated daily, for inclusion in the daily unit price, it will only be paid should the Manager outperform the performance fee hurdle over a 60-month rolling period. The performance fee is in addition to the annual management fee. No maximum is set for the performance fee.

## Manager

RECM Global Management Limited  
Dorey Court, Admiral Park  
St Peter Port  
Guernsey

## Investment Advisor

Regarding Capital Management (Pty) Ltd (FSP No 18834)  
Authorised under the Financial Advisory and  
Intermediary Services Act, 2002 to act in such capacity

## Custodian

Northern Trust (Guernsey) Limited

## Administrator

JTC Fund Solutions Limited  
Dorey Court, Admiral Park  
St Peter Port, Guernsey

## Additional Documentation

Investors can access, free of charge, daily fund prices, quarterly reports, brochures, minimum disclosure documents, annual fund reports, application forms and investment insights on our website at [www.recm.co.za](http://www.recm.co.za).

## Bloomberg Ticker

RECMGLF GU

## ISIN

GB00B12W4642

## SEDOL CODE

B12W464

## Transaction Cut Off Time

15h30 Daily (Guernsey Time)

## Fund Valuation Time

23h00 Daily (Guernsey Time)

## Document Issue Date

10 January 2019